



City of San Marcos

Police Department 2022 Annual Review

March 7, 2023



PRESENTATION OVERVIEW

- Marijuana decriminalization update
- Celebrating success
- Our 'North Star'
- Violent crime update
- Staffing updates and concerns
- 2023 strategies and considerations



“An ordinance to eliminate low-level marijuana enforcement”

- No policy was adopted as required by the ordinance due to State law conflict:
 - Sec. 370.003. MUNICIPAL OR COUNTY POLICY REGARDING ENFORCEMENT OF DRUG LAWS. The governing body of a municipality, the commissioners court of a county, or a sheriff, municipal police department, municipal attorney, county attorney, district attorney, or criminal district attorney may not adopt a policy under which the entity will not fully enforce laws relating to drugs, including Chapters 481 and 483, Health and Safety Code, and federal law.



“An ordinance to eliminate low-level marijuana enforcement”

- Memorandum was distributed to all police personnel on November 22, 2022
- Attorney General opinion sought on December 8, 2022
 - Subsequently dropped by current District Attorney



“An ordinance to eliminate low-level marijuana enforcement”

Since ordinance adoption

(From effective date of November 17, 2022 to February 28, 2023)

SMPD has charged two (2) people with Possession of Marijuana (POM).

1. Class B Misdemeanor POM
Manufacture Delivery Controlled Substance Penalty Group 1
2. Class B Misdemeanor POM
Driving While License Invalid Enhanced



CELEBRATING SUCCESS

“We become neighbors when we are willing to cross the road for one another.”

– Henri J. Nouwen



COMMUNITY OUTREACH:

- Behavioral Advisory Team (BAT) – County-wide collaboration
- Homeless Outreach Team (HOT)
- Blue Santa



**Blue Santa
reached**
357 families
926 children



sanmarcostx.gov



2022 ANNUAL AWARDS

- Distinguished Service awards: 10
- Life Saving Medals: 10 medals | 7 individuals
 - Dispatcher Jessica Robison |Tourniquet Application | 4.18.22
 - Officer Daniel George |Drug Overdose | 7.15.22
 - Officer Todd Poirier |Suicide Attempt | 11.7.22
- Community Partnership Awards: 4





RECORD BREAKING TRAINING

- *The most classes—department wide—in a decade*
- 221 Classes
 - Incident Command
 - Trauma/Medical Aid
 - Active Attack/Rescue Task Forces
 - Active Bystander for Law Enforcement (ABLE)
- 1,631 Students
- 10,605 Class Hours



POINTING TO PROGRESS

SMPD has made significant progress in pursuit of accreditation and accountability.



Our North Star

An unwavering definition of purpose to ensure movement in the right direction.

Giving our **B.E.S.T. to our community, to our department, to our families, and to ourselves.**

B.E.S.T. = Better Everyday Stronger Together
Established 2022

sanmarcostx.gov

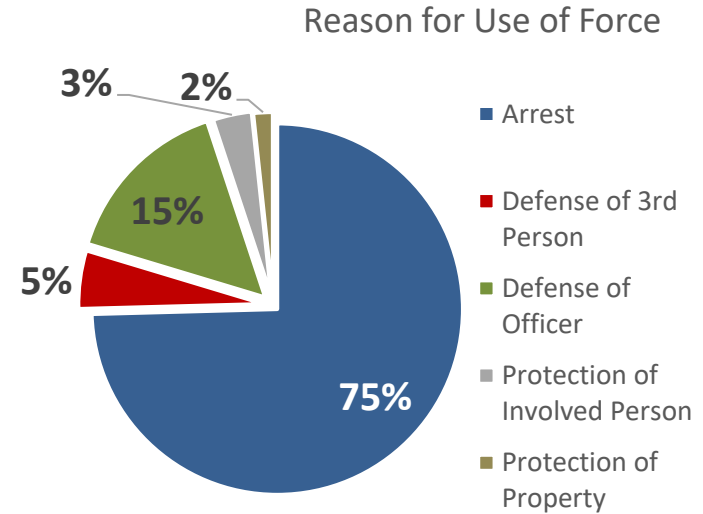


2022 USE OF FORCE REPORT

- Duty-related citizen contacts = 65,500+
- Use of Force incidents = 59
- Use of Force incidents = .09%
 - Most types of services rendered at time of use of force includes citizen call for service and arrest

Type of Force Used	2021	2022	Difference
Pepper spray (Chemical)	5	8	3
Deadly Force	2	2	0
Impact Munition (Less Lethal)	2	5	3
K-9 Bite	1	3	2
Other*	33	20	-13
PIT	3	1	-2
Strikes	7	16	9
Taser	48	35	-13
Wrap Restraint	23	19	-4

*Other = incidents that are non-reportable but include injury



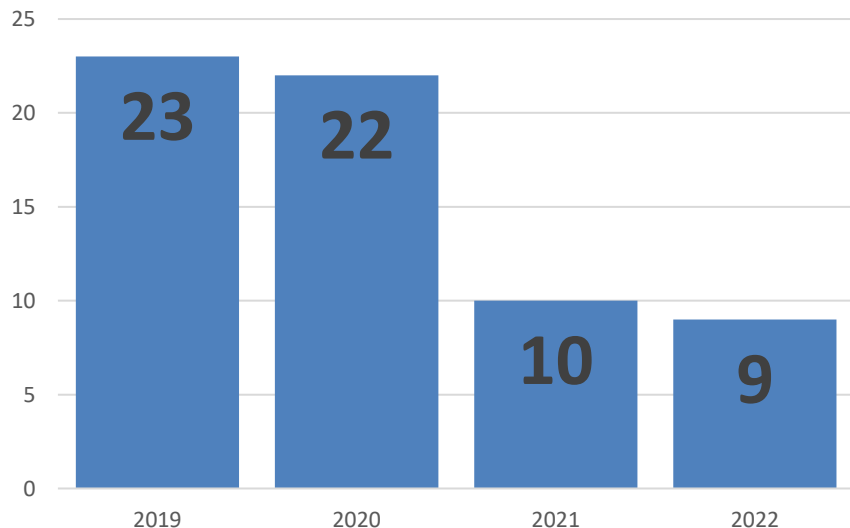
sanmarcostx.gov



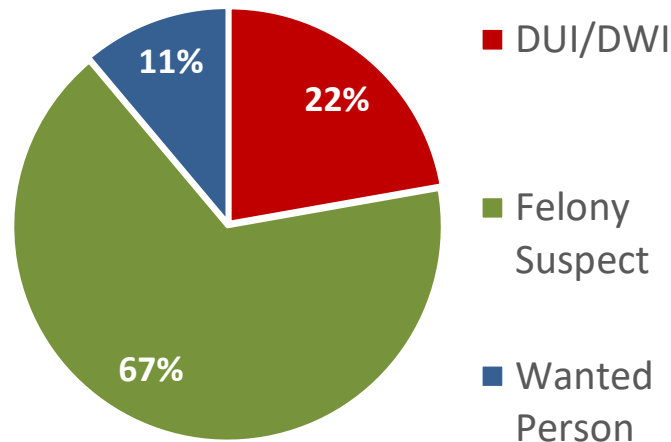
2022 PURSUIT REPORT

- In 2021, SMPD revised its policy on pursuits to focus on violent offenses, balancing criminal apprehension with community safety.

Number of Pursuits: 2019-2022



Reason Initiated for Pursuit 2022



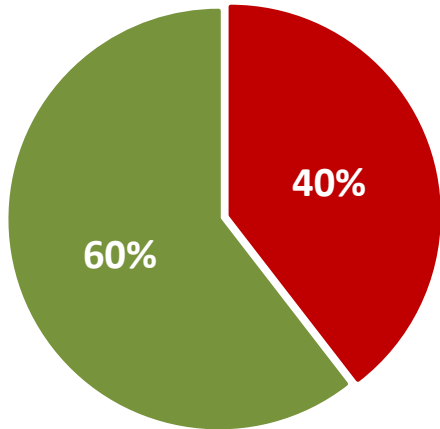
sanmarcostx.gov



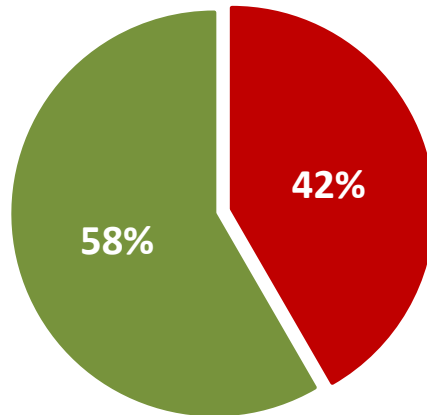
2022 OFFICER CRASH REPORT

- Total number of crashes 2021: 43
 - Total number of crashes 2022: 36
- 16% change**

2021 Officer Crash Report



2022 Officer Crash Report



■ Preventable

■ Non-Preventable

In 2022, 15 crashes were deemed preventable. 10 of these (67%) resulted in corrective and/or disciplinary actions

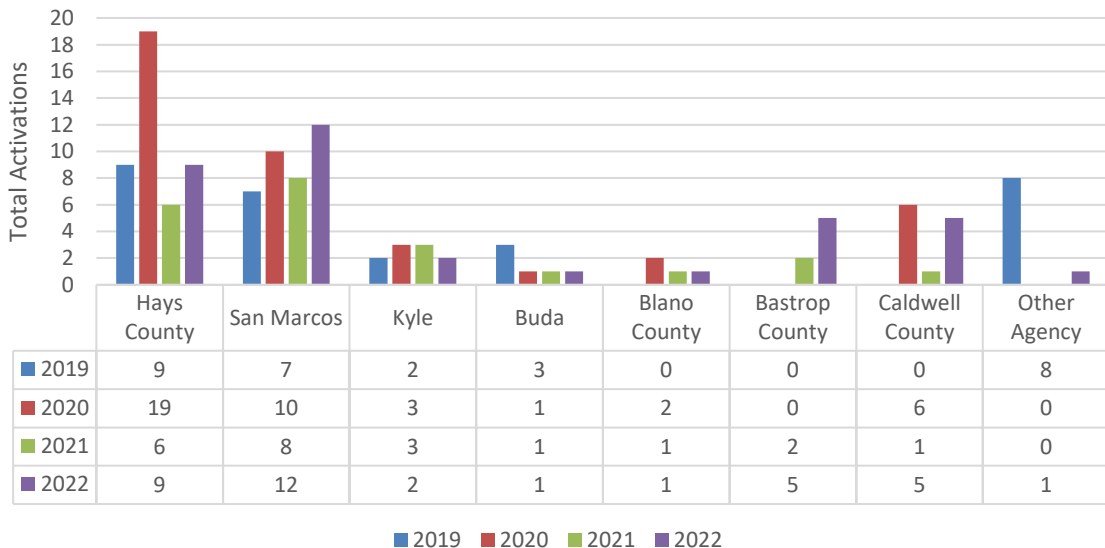
sanmarcostx.gov



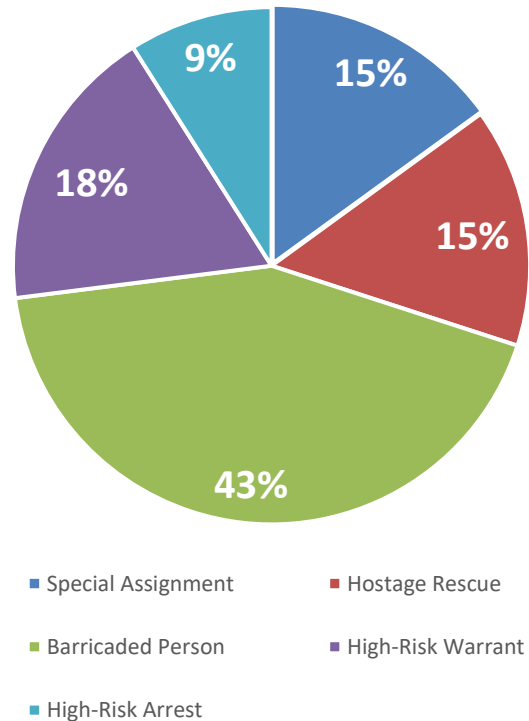
2022 SWAT CALLS

- 37 operations
- Total of personnel hours used = 2,352

2019-2022 SWAT Activations



Special Threat Situations - 2022



sanmarcostx.gov



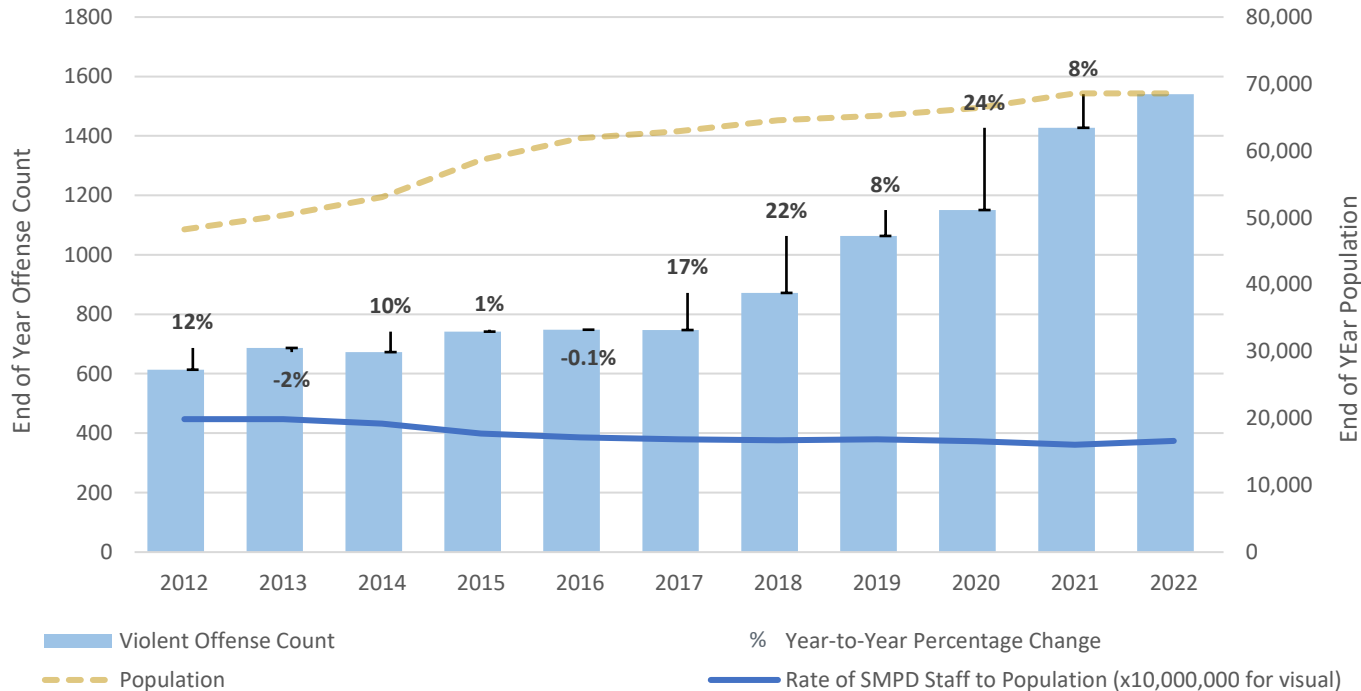
KEEPING THE MAIN THING, THE MAIN THING

Violent crime continues to climb



TEN-YEAR CRIME TRENDS-VIOLENT

Percent Change Across 10 Years: Total Raw Violent Offenses with Population Trends and Rate of SMPD Staff to Population



Violent crimes are climbing faster than population increases

2018-2022 has seen a steep climb in offense counts

Rate of SMPD staff to SM population is decreasing



2012-2022 PERCENT CHANGES

- 2012: 613 violent offenses
 - 2022: 1,541 violent offenses
- 151% increase in offenses**
-
- 2012: 48,272 census population
 - 2022: 68,580 census population
- 42% increase in population**
-
- 2012: 96 sworn officers
 - 2022: 114 sworn officers
- 19% increase in officer strength**



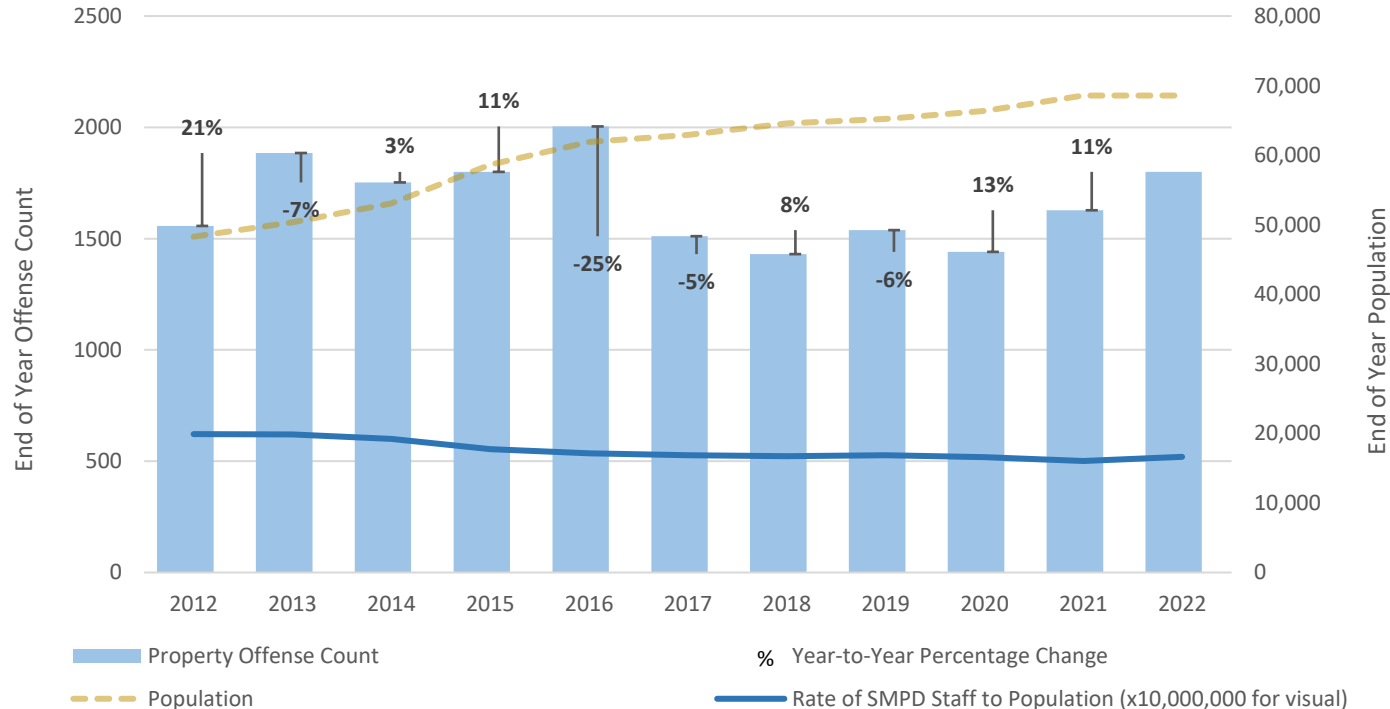
2018-2022 PERCENT CHANGES

- 2018: 872 violent offenses
 - 2022: 1,541 violent offenses
- 77% increase in offenses**
-
- 2018: 64,589 census population
 - 2022: 68,580 census population
- 6% increase in population**
-
- 2018: 108 sworn officers
 - 2022: 114 sworn officers
- 6% increase in officer strength**



TEN-YEAR CRIME TRENDS-PROPERTY

Percent Change Across 10 Years: Total Raw Property Offenses with Population Trends



There was a substantial drop in offenses in 2017

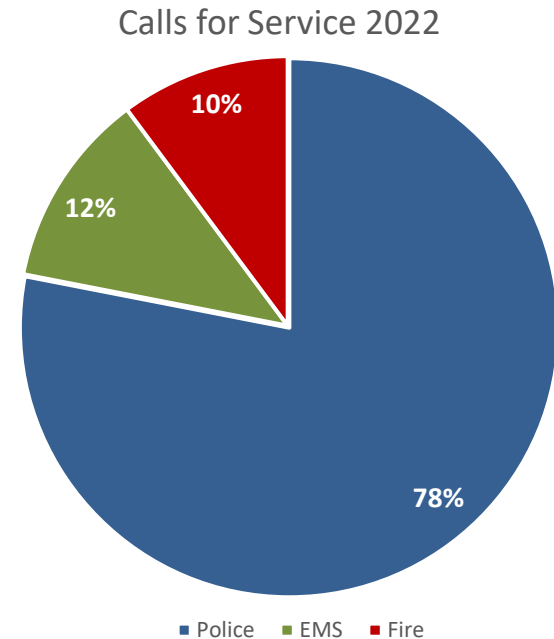
2018-2022 has seen a relative climb in offenses potentially related to population growth

Decreased property offenses may be due to decreased civilian reporting



9-1-1 CALL CENTER

- San Marcos received over 84,000 calls for service* in 2022
 - Total calls to non-emergency: 88,175
 - Total calls to 9-1-1 emergency: 44,232
 - Total incoming calls: 132,407
 - Total incoming calls 2021: 139,587
 - 2021 to 2022 difference: -5%
 - Landmark day/hour: 3.2 calls/min



sanmarcostx.gov

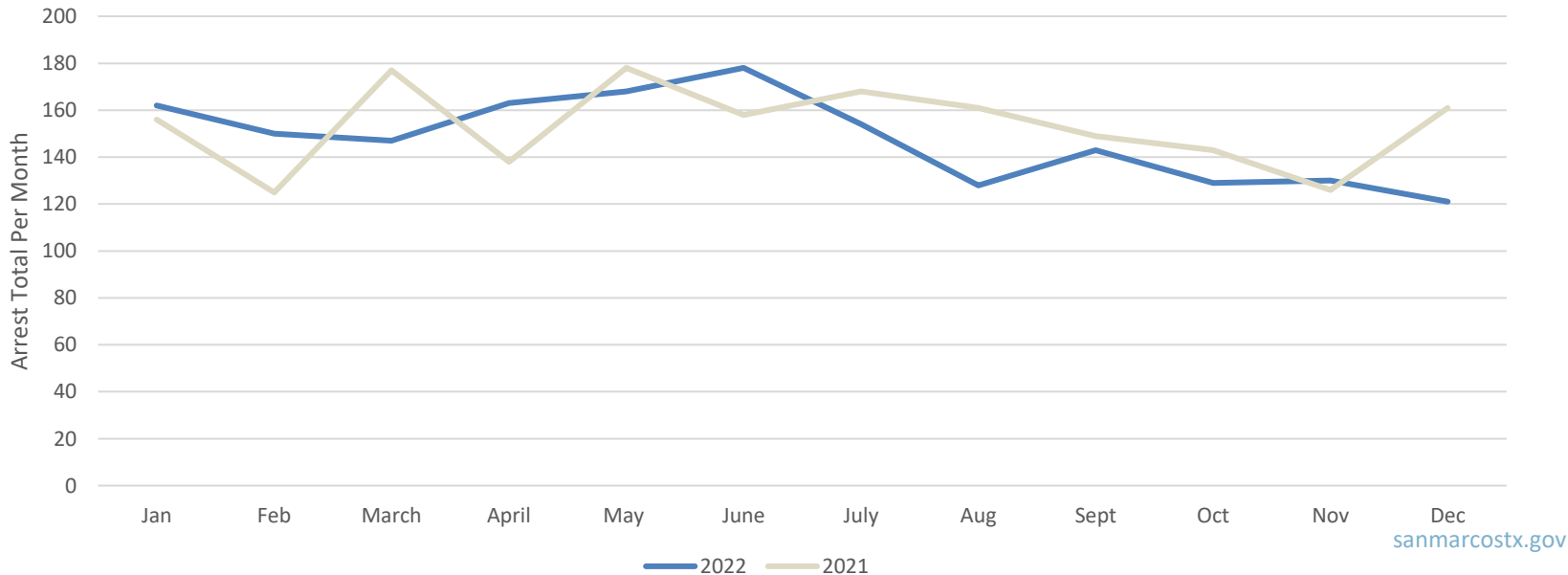
*Calls for service are calls that lead to services dispatched.



2022 ARRESTS

- Total Number of Arrests 2021: 1,840
 - Total Number of Arrests 2022: 1,773
- 4% change**

2022 vs. 2021 Arrest Comparisons by Month





2022 DISTURBING TRENDS

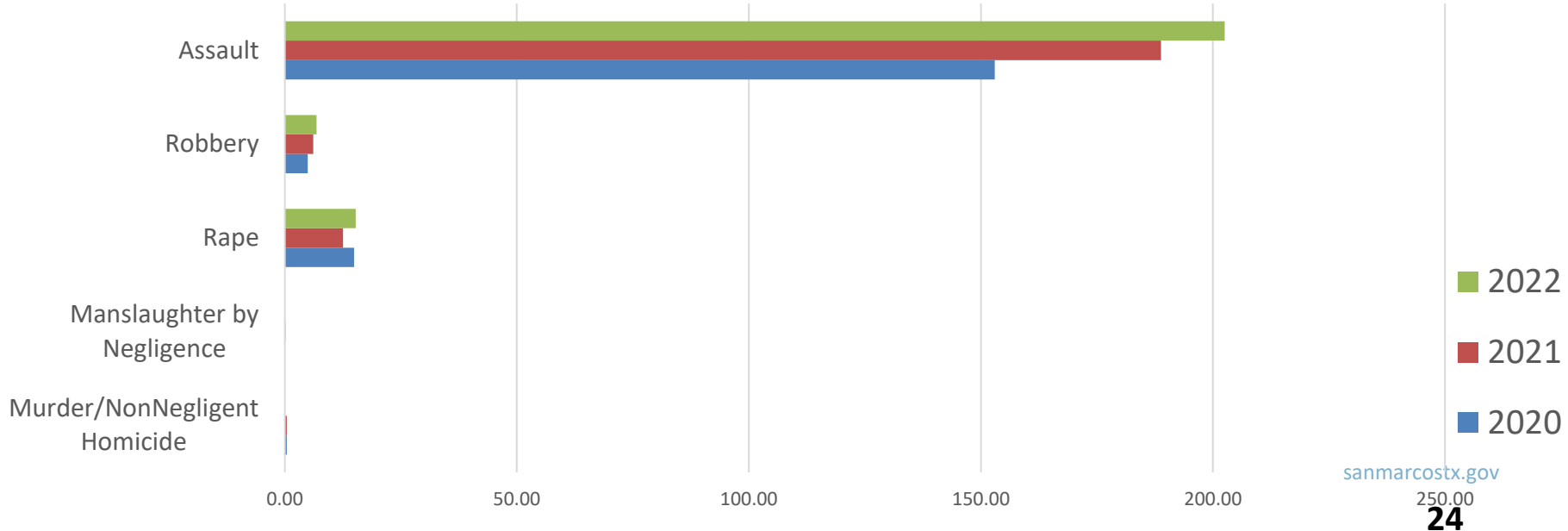
- Road Rage
 - The PD typically receives 5-8 reports per year
 - In 2021, there were 13 incidents reported
 - By February 8, 2022, there were already 8 incidents reported
- Stolen Firearms
 - Throughout 2022, there were 85 firearms stolen from vehicles
- Fentanyl
 - 4 fatal fentanyl overdoses
 - 514 pills and 1,600 grams of powder fentanyl seized



2022 CRIME TRENDS-VIOLENT

- 2020 Violent Crime Rate (per 10,000): 173
 - 2021 Violent Crime Rate (per 10,000): 208
 - 2022 Violent Crime Rate (per 10,000): 225
- 20% increase** (from 2020 to 2021)
8% increase (from 2021 to 2022)

Violent Crime Rate (per 10,000): 3-year Comparison

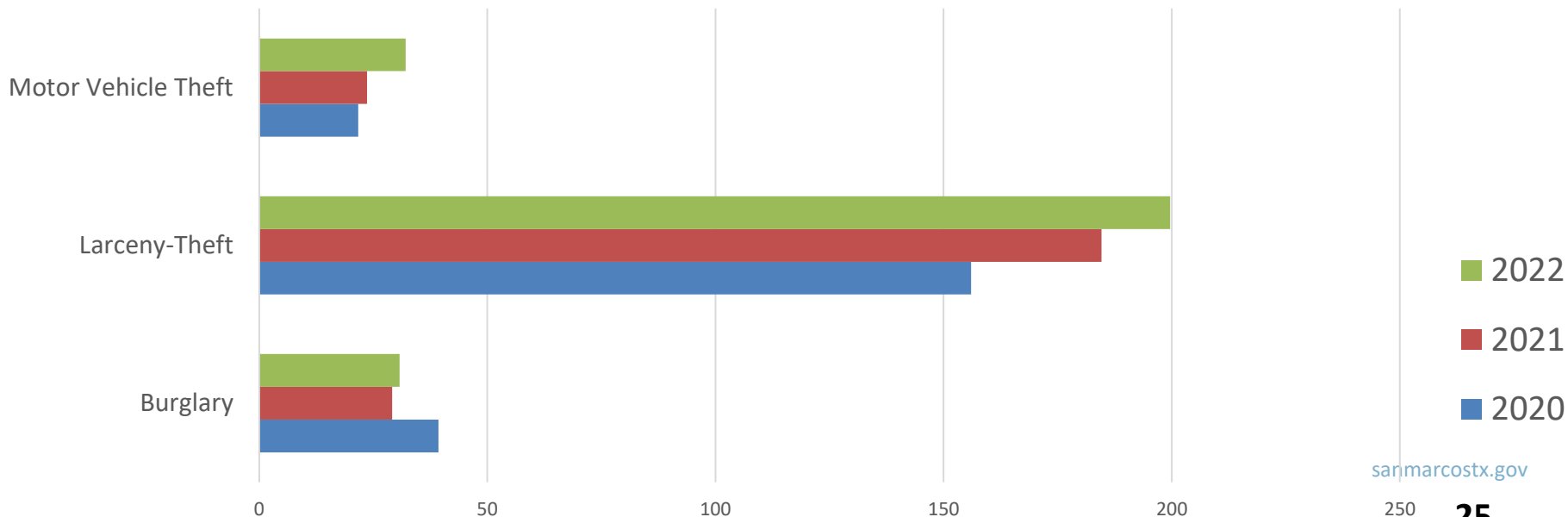




2022 CRIME TRENDS-PROPERTY

- 2020 Property Crime Rate (per 10,000): 217
 - 2021 Property Crime Rate (per 10,000): 237
 - 2022 Property Crime Rate (per 10,000): 263
- 9% increase**
- 11% increase**

Property Crime Rate (per 10,000): 3-year Comparison





EFFORTS TO REDUCE CRIME

- The Collaborative Approaches to a Resilient Environment (C.A.R.E.) initiative in 2021 brought forward information about San Marcos' violent crime and areas for focus
- This information brought about:
 - Intelligence-led policing
 - Data-Driven Approach to Crime and Traffic Safety (DDACTS)
 - Crime Reduction Unit (CRU)
 - Violent Criminal Apprehension Team (ViCAT)
 - Increased efforts for Community Collaboration
 - Investing in technology



LEVERAGING TECHNOLOGY

- Total Cost: \$109,693.93

- ✓ GrayKey
- ✓ DroneSense
- ✓ BriefCam
- ✓ Magnum Mobile Services
- ✓ WASP3 Tactical Contact Microphone
- ✓ Pole Cameras
- ✓ FLOCK Cameras



STAFFING UPDATES AND CONCERNS

“Hire character. Train skill.”
– Peter Schutz



CONTINUED STAFFING CONCERNS

- Officers-2022:
 - 115 authorized officers
 - 11 new hires
 - 6 retirements
 - 4 resignations
 - 2022 Net Officer Gain = 1
- 18% Average Officer Vacancy
- Dispatchers-2022:
 - 28 floor positions
 - 15 completed training
 - 4 still in training
 - 8 vacancies
 - 1 frozen vacancy
- 43% Average Dispatcher Vacancy



CONTINUED STAFFING CONCERNS

- Functional vacancies occur when we hire new employees, but they remain in the training pipeline, or they are out on FMLA.
 - Currently (6) in Field Training (FTO) – 20 weeks long
 - Currently (7) in Basic Academy (6 months, 6-week mini academy, 20 weeks FTO)
 - 2 out on FMLA
 - 5 FMLA's expected in the coming months (newborns)



ON-BOARDING TIMELINES

- Officer-in-training

- Recruiting and Testing (2-3 Months)
- Academy and Mini-Academy (9 Months)
- Field Training (20-25 Weeks)

Up to 2 Years

- Dispatcher-in-training

- Phase 1: Phones (6 Weeks)
- Phase 2: TLETS (4 Weeks)
- Phase 3: Fire/EMS (3 Weeks)
- Phase 4: Police Radios (8 Weeks)

Over 5 Months



LOOKING AHEAD

What follows are strategies that are both in progress and/or being considered for 2023



2023 STRATEGIES IN PROGRESS

- Start the (3) new Public Safety Specialists (PSS) on March 23
- Operationalize the (9) downtown cameras
- Purchase pan tilt zoom cameras for high crime areas
- Continue to migrate Violent Criminal Apprehension Team (ViCAT) toward proactive investigations

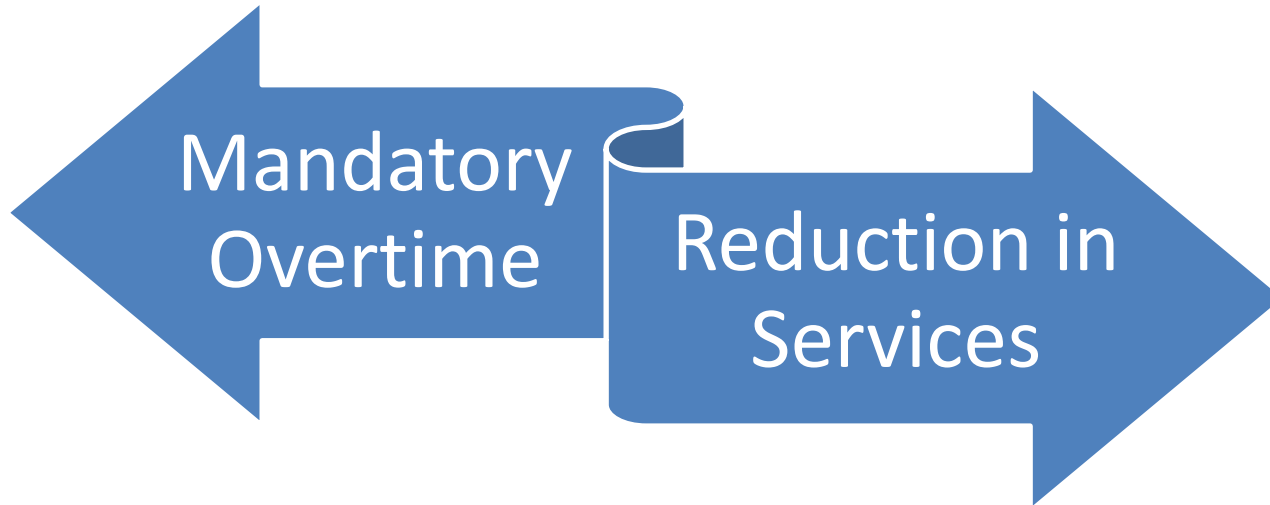


2023 STRATEGIES TO CONSIDER

- Per staffing report, released in 2021, the department needed 10 additional sworn.
- Council allocated 2 for fiscal year 2023 adopted budget
- Department also will continue to evaluate civilian positions that can be hired faster and with fewer expenses



2023 STRATEGIES TO CONSIDER





REDUCTION IN SERVICES

- In planning:
 - Priority 3 – stop responding to noise violations during high call load
 - Priority 3 – stop sending officers to crashes with no injuries or tows, absent a known disturbance
 - Priority 4 – refer all illegally parked vehicles to Parking Enforcement, even after hours for next-day follow up
 - Priority 4 – restore online reporting in two weeks



QUESTIONS

