



MEMO

TO: The Honorable Mayor and City Council
Via Bert Lumbreras, City Manager
FROM: Rob Fitch, Emergency Management Coordinator
DATE: 12/15/2021
RE: COVID-19 Update

Introduction:

As directed by a majority of the Council during the April 20, 2021 meeting, this memo is intended to replace the information previously shared as a presentation item during regular Council meetings. Staff is available to answer questions related to this update via email, and case-related information can be accessed via the COVID-19 dashboard [HERE](#) at any time

This report is formatted to provide updated information on local vaccination efforts in addition to several metrics used to evaluate the current condition of the pandemic within our community including cumulative case summary, county level COVID-19 hospitalizations, active cases, daily new cases, vaccinated vs unvaccinated, and weekly fatality rate.

County Vaccination Update:

Vaccination efforts continue throughout Hays County due to the efforts of various public and private providers including the Hays County Health Department. **Note the change in reporting of vaccine age groups. DSHS now reports on 5 and older.** DSHS reports that 99.99% of Hays County residents age 65 and older have received one dose of the vaccine.

According to the Department of State Health Services (DSHS):

- 310,145 doses of vaccine have been administered by Hays County providers.
- 87,498 doses have been administered in San Marcos
- 72.39% of Hays County residents **age 5 and older** have received one dose (State average is 70.21%)
- 62.64% of Hays residents age 5+ **have been fully vaccinated** (State avg. 60.53%)
- 94.27% of residents over the age of 65 have been fully vaccinated. (State avg 83.43%)

We are seeing a slight increase in active cases since the new variant has been discovered. While we see an increase in active cases, we do not see an increase in fatalities. The new variant is showing to be highly contagious but milder and less of a threat to life. OEM will continue to monitor. Hays County has administered 310,145 doses of the vaccine, San Marcos accounts for 87,498 doses administered.

The Hays County Health Department/Live Oak clinic in San Marcos at 401 Broadway continues to accept walk-in patients for the vaccine each weekday in the morning and again in the afternoon. For residents who prefer to receive the vaccine from a local pharmacy or medical provider, there are 11 local

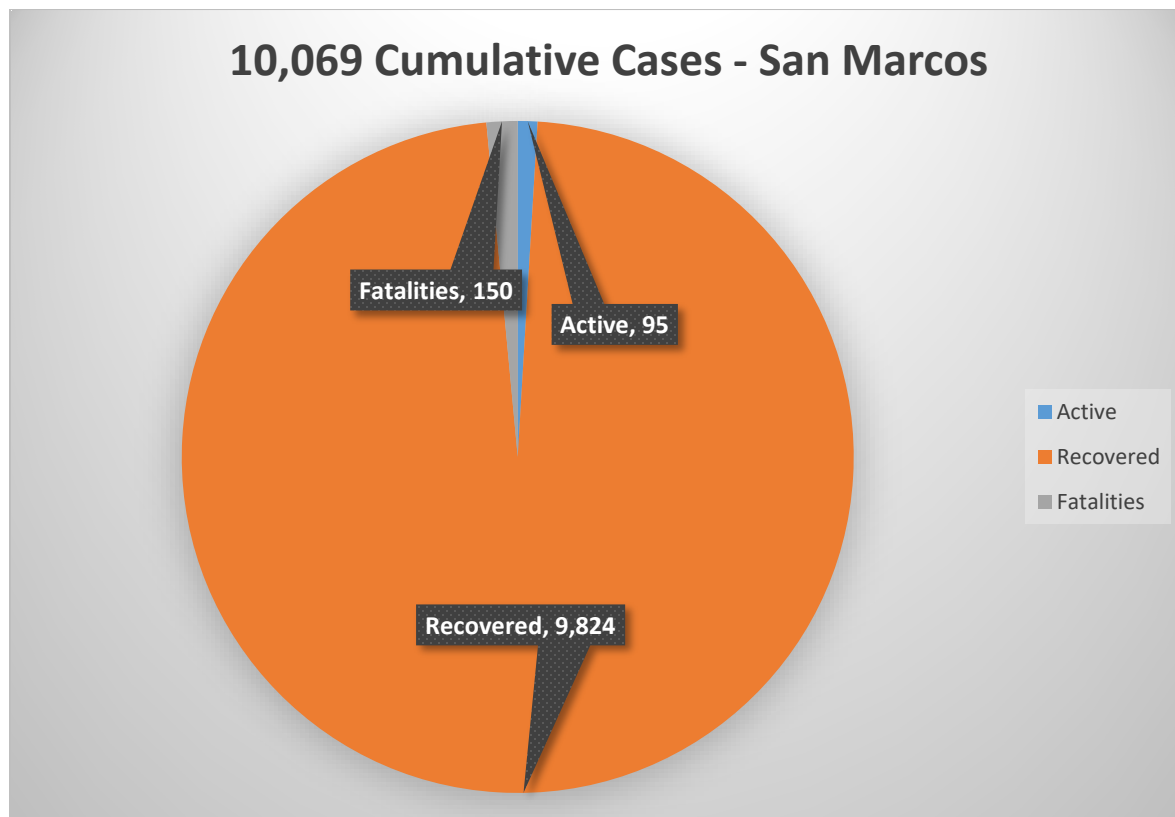
options listed on the www.vaccines.gov website, and the website provides visitors with information about whether or not each location has doses in stock. Additional vaccination program information may still be found at www.haysinformed.com.

The City of San Marcos continues outreach programs to encourage citizens to get vaccinated and follow recommended safety protocols. We have developed a comprehensive written outreach plan. This document will be a living document that will be updated as the plan evolves.

Case Metrics:

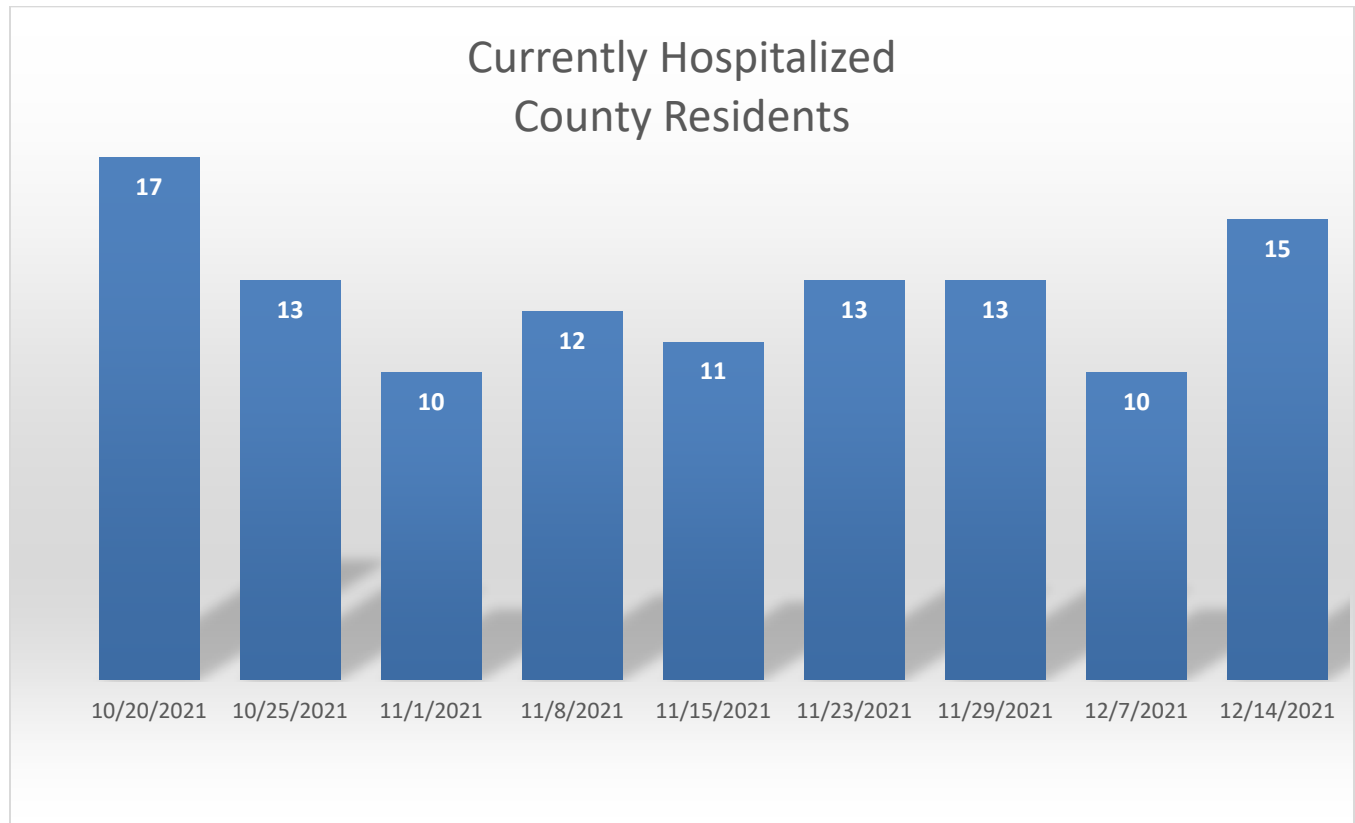
The following metric demonstrates the distribution of the total COVID-19 cases that have been recorded since March, 2020 of San Marcos residents.

- 10,069 cumulative cases
- 95 Active cases
- 150 Fatalities



Currently Hospitalized

The following graphic represents the total number of Hays County residents hospitalized for complications related to COVID-19 over the past several weeks:

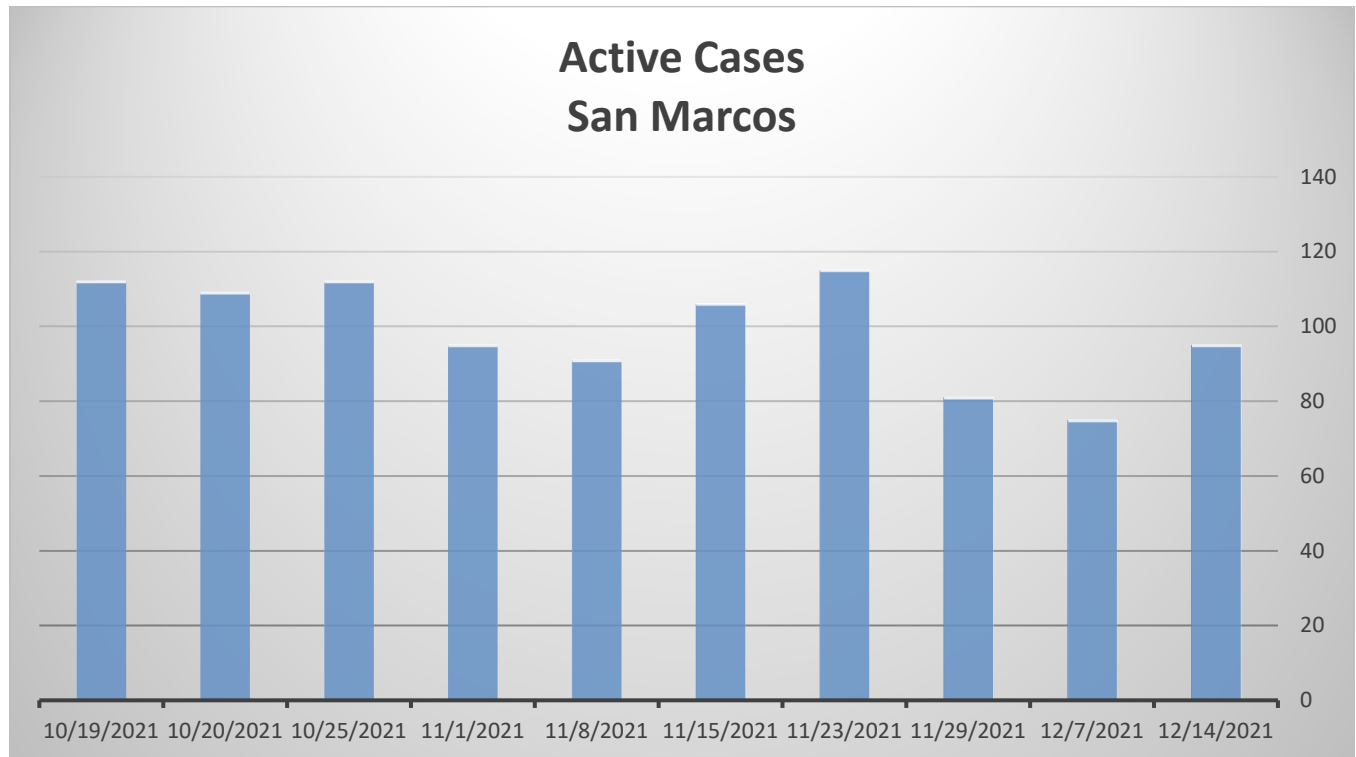


Hays County Case Distribution by Gender and Ethnicity:

Ethnicity	Female	Male	Total	Percentage of Cases
Hispanic	7,783	7,134	14,917	48.5%
Non-Hispanic	6,035	5,601	11,636	37.9%
Not Specified	2,164	2,014	4,178	13.6%
Total	15,982	14,749	30,731	100%

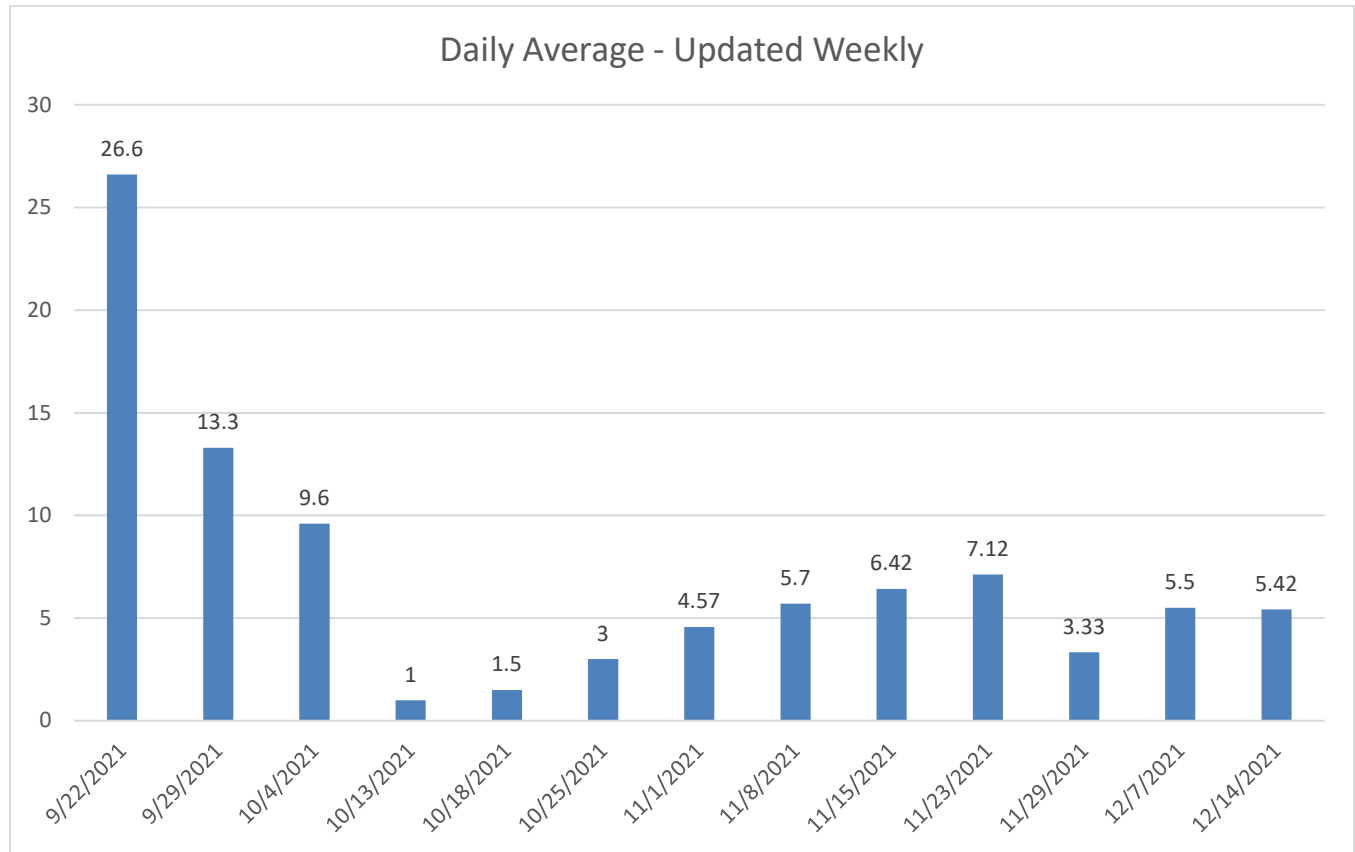
Active Cases

We are seeing a slight increase in active cases over the month. It is too soon to know if this will continue due to the new variant. OEM will continue to monitor.



San Marcos Daily New Cases

The average number of daily new cases has continued to drop since mid-September. We are seeing a slight increase, one to two cases. We will need to keep an eye on this to make sure this is not another spike in the making.

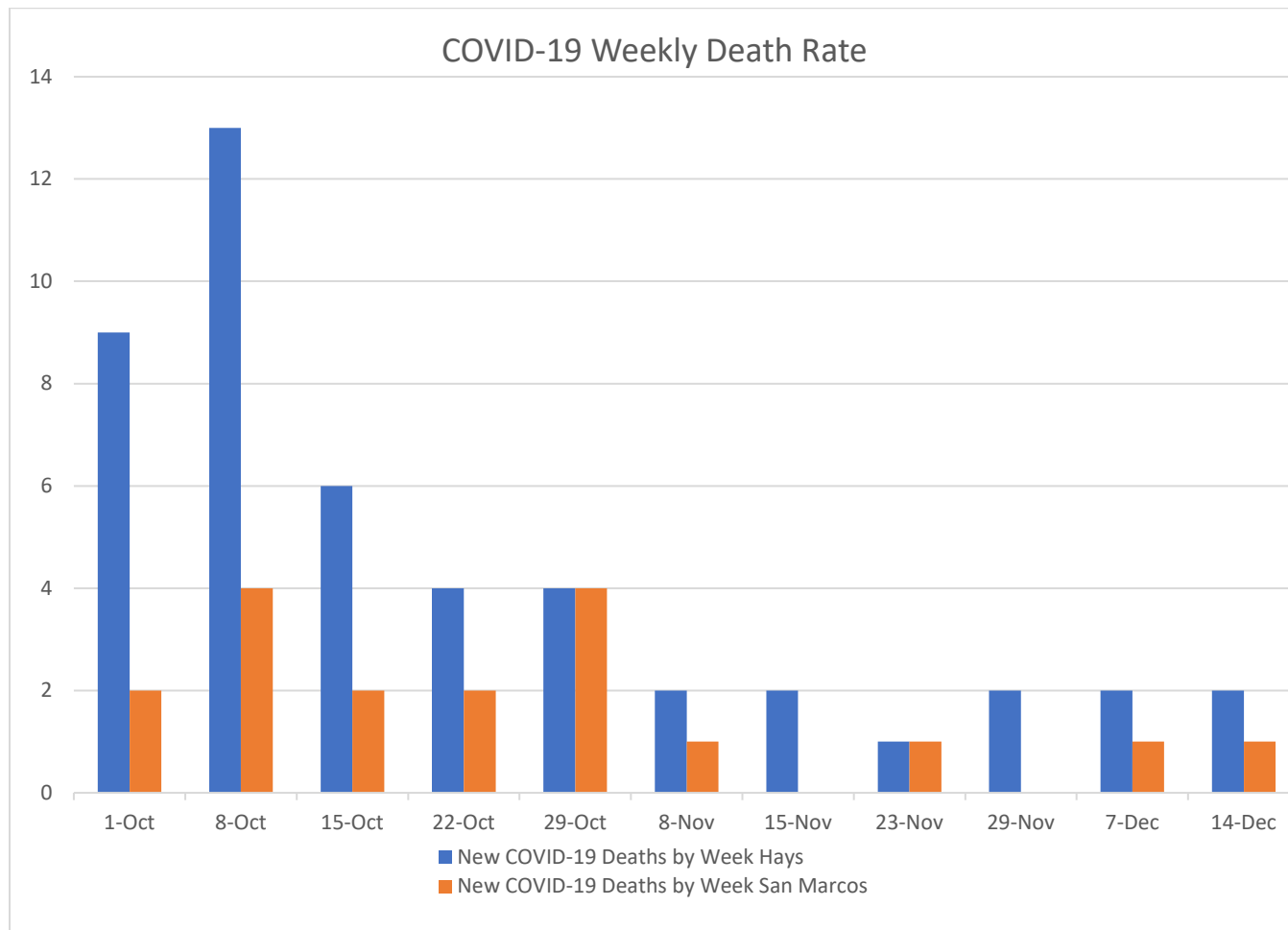


Hospitalized Residents: Unvaccinated vs Vaccinated Cases

Current Hospitalizations - 12	In ICU No Vent	In ICU with Vent	Non-ICU	Total
Unvaccinated	4	2	5	11
Vaccinated	2	0	2	4

COVID Weekly Fatality Rate

The weekly fatality rate related to COVID in Hays County for December 14, 2021 is 2. San Marcos had one (1) death, a 90-year-old woman.



Summary:

After a significant decrease in numbers over the last two months we are seeing a very slight increase in cases. It is too soon to know if this is a trend due to the new variant or just the numbers returning to a norm after the Thanksgiving holiday. With the introduction of the new Omicron variant we may see a spike in COVID cases. Our active cases have shown a very slight rise while the fatality rate remains low. This matches with cases monitored around the world, that while Omicron is highly contagious it is milder and not a threat to life like other previous variants. We shall stay vigilante to ensure we are not caught off guard if it does start upward again.

As the numbers fall, we still need to maintain a ready posture in case we see another spike this winter. Continue to promote safe distance and washing of hands etc. COSM should continue to encourage the public to get their vaccine.

