



MEMO

TO: The Honorable Mayor and City Council
Via Bert Lumbreras, City Manager
FROM: Rob Fitch, Emergency Management Coordinator
DATE: 1/3/2022
RE: COVID-19 Update

Introduction:

As directed by a majority of the Council during the April 20, 2021 meeting, this memo is intended to replace the information previously shared as a presentation item during regular Council meetings. Staff is available to answer questions related to this update via email, and case-related information can be accessed via the COVID-19 dashboard [HERE](#) at any time

This report is formatted to provide updated information on local vaccination efforts in addition to several metrics used to evaluate the current condition of the pandemic within our community including cumulative case summary, county level COVID-19 hospitalizations, active cases, daily new case, vaccinated vs unvaccinated, and weekly fatality rate.

County Vaccination Update:

Vaccination efforts continue throughout Hays County due to the efforts of various public and private providers including the Hays County Health Department. **Note the change in reporting of vaccine age groups. DSHS now reports on 5 and older.** DSHS reports that 65 and older receiving one dose of the vaccine at 99.99% in Hays County.

According to the Department of State Health Services (DSHS):

- 325,837 doses of vaccine have been administered by Hays County providers.
- 89,228 doses have been administered in San Marcos.
- 73.75% of Hays County residents age 5 and older have received one dose (The state average is 71.67%).
- 62.83% of Hays residents age 5 and older been fully vaccinated (State average 61.03%).
- 93.12% of residents over the age of 65 have been fully vaccinated. (State average 83.20%)

Race/ethnicity breakdown - vaccinated with at least one dose:

Race/ethnicity	People Vaccinated	Percent of people vaccinated
Asian	2710	1.70%
Black	4,118	2.58%
Hispanic	44,476	27.90%
Other	30,196	18.94%
Unknown	14,120	8.86%
White	63,774	40.01%

Doses Administered by Organization Type

Emergency Services	8,885
Health Center	18,243
Hospital	22,457
Long-term care	111
Medical Clinic/Doctors office	39,172
Public Health/ Government	57,224
Pharmacy	163,716
Other	16,029

Hays county and San Marcos have seen a large spike in Active cases in the last two weeks. While we see an increase in active cases, we do not see an increase in the fatality rate. Similarly, we are not seeing a spike in hospitalizations. The new variant is showing to be highly contagious but milder and less of a threat to life. OEM will monitor.

Vaccines

Hays County has administered 325,837 doses of the vaccine, San Marcos accounts for 88,556 doses administered.

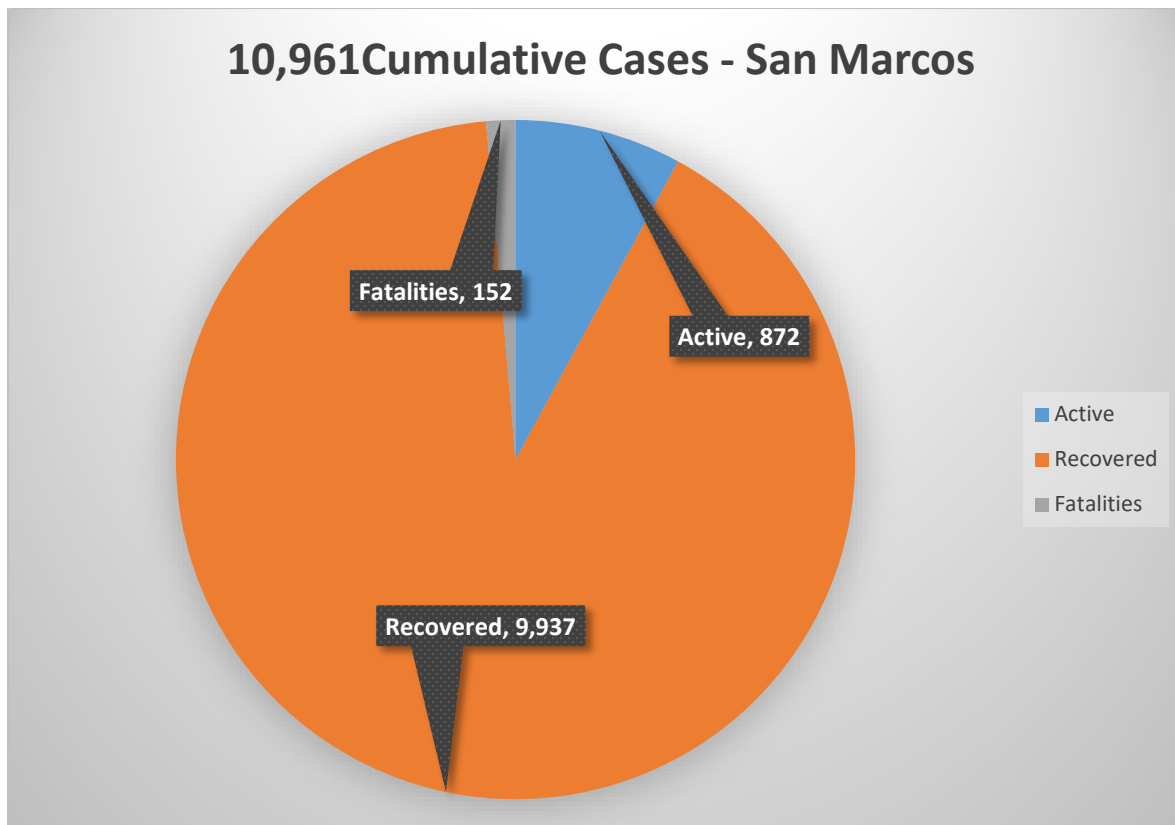
The Hays County Health Department/Live Oak clinic at 401 Broadway continues to accept walk-in patients for the vaccine each weekday in the morning and again in the afternoon. For residents who prefer to receive the vaccine from a local pharmacy or medical provider, there are 11 local options listed on the www.vaccines.gov website, and the website provides visitors with information about whether or not each location has doses in stock. Additional vaccination program information may still be found at www.haysinformed.com.

The City of San Marcos continues outreach programs to encourage citizens to get vaccinated and follow recommended safety protocols. We have developed a comprehensive written outreach plan. This document will be a living document that will be updated as the plan evolves.

Case Metrics:

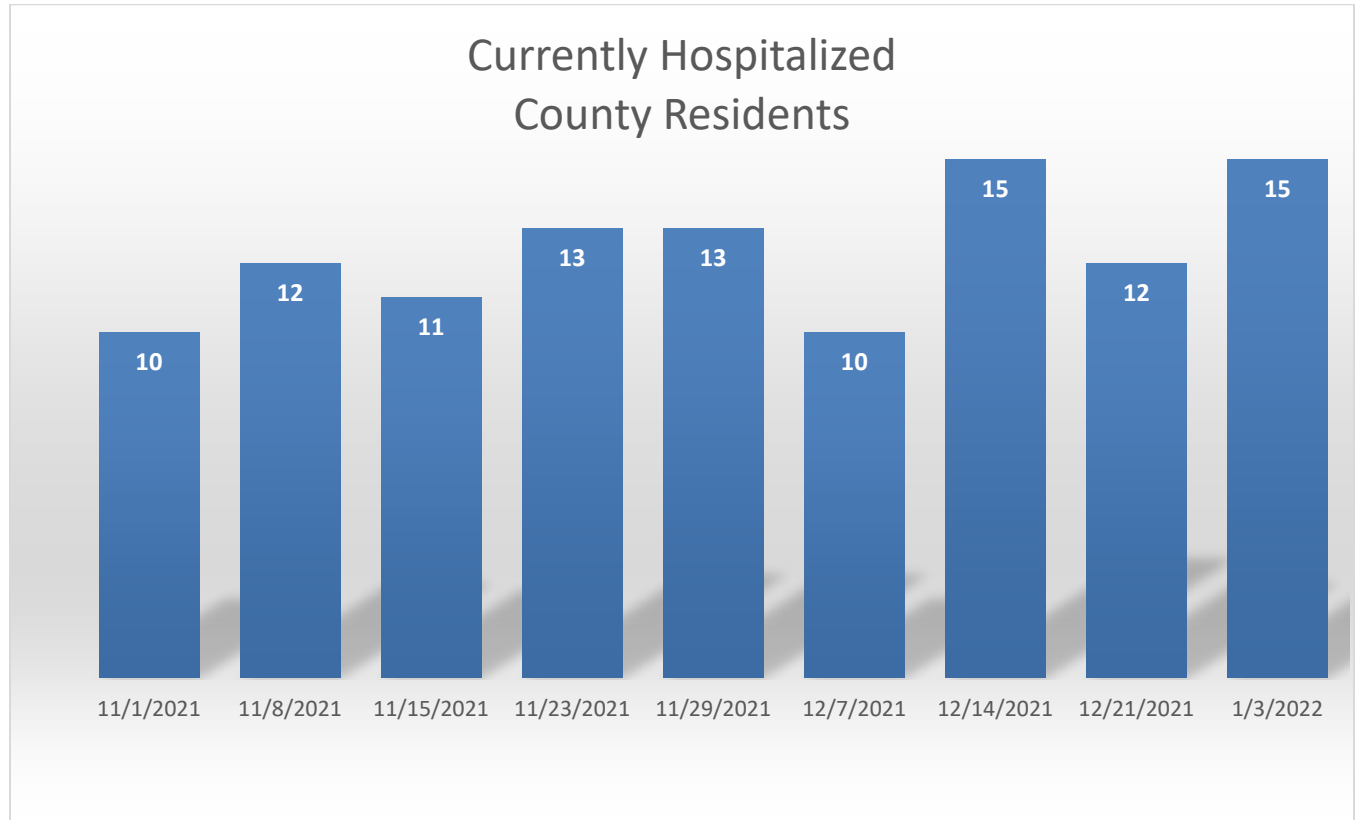
The following metric demonstrates the distribution of the total COVID-19 cases that have been recorded since March, 2020 of San Marcos residents.

- 10,961 cumulative cases
- 872 Active cases
- 152 Fatalities



Currently Hospitalized

The following graphic represents the total number of Hays County residents hospitalized for complications related to COVID-19 over the past month.

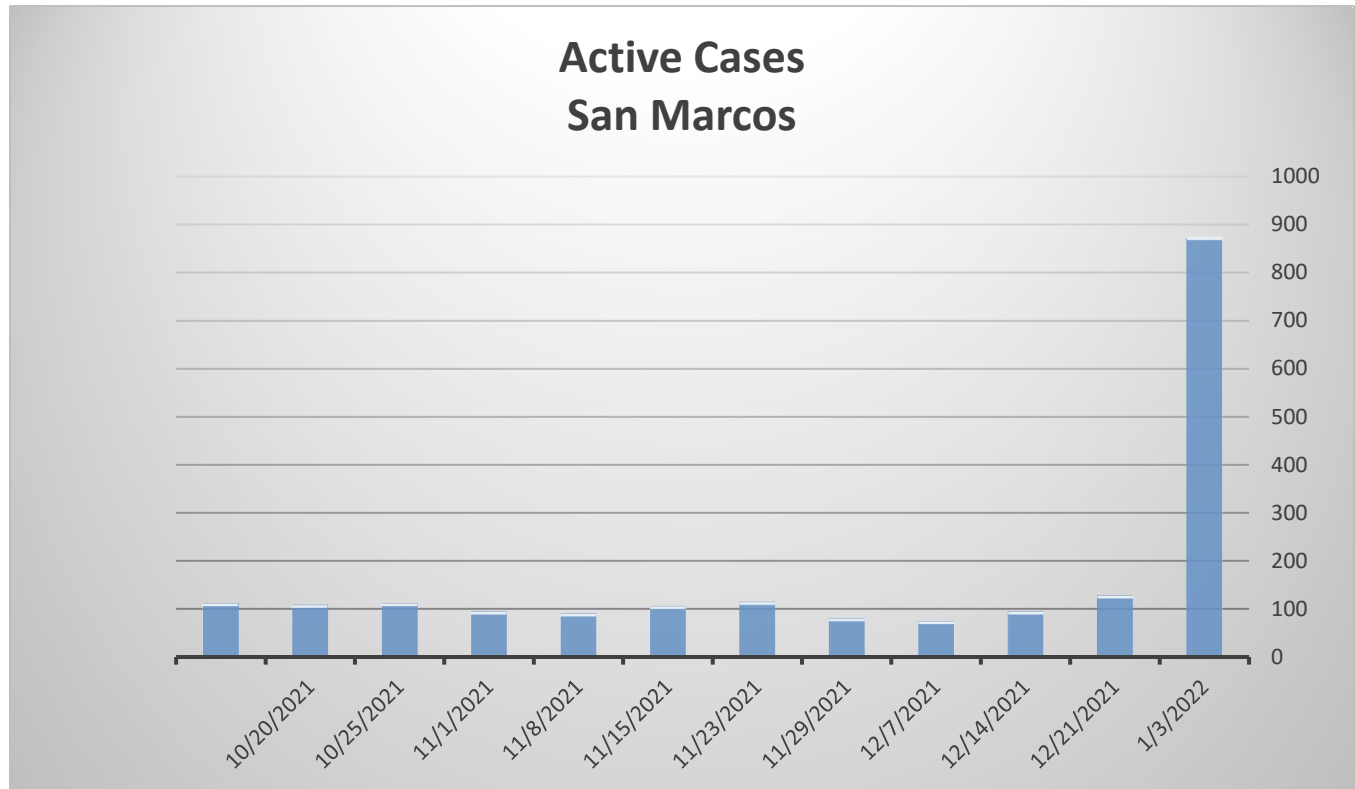


Hospitalizations by Vaccine Status:

Current Hospitalizations - 12	In ICU No Vent	In ICU with Vent	Non-ICU	Total
Unvaccinated	7	2	4	13
Vaccinated	1	0	1	2

Active Cases

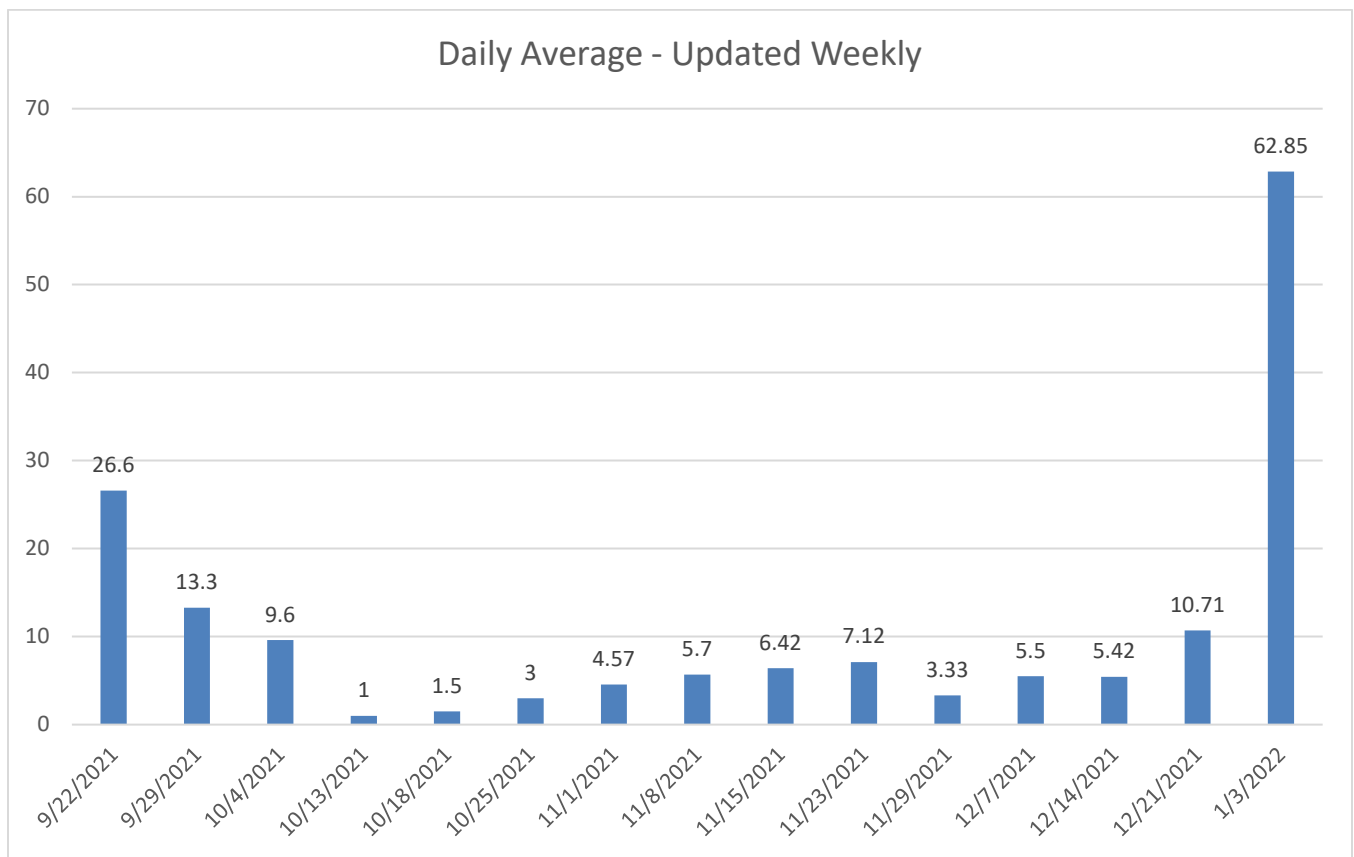
We are seeing a dramatic increase in active cases over the month. It is too soon to know how long this will continue due to the new variant. OEM will continue to monitor.



Hays County Case Distribution by Gender and Ethnicity:

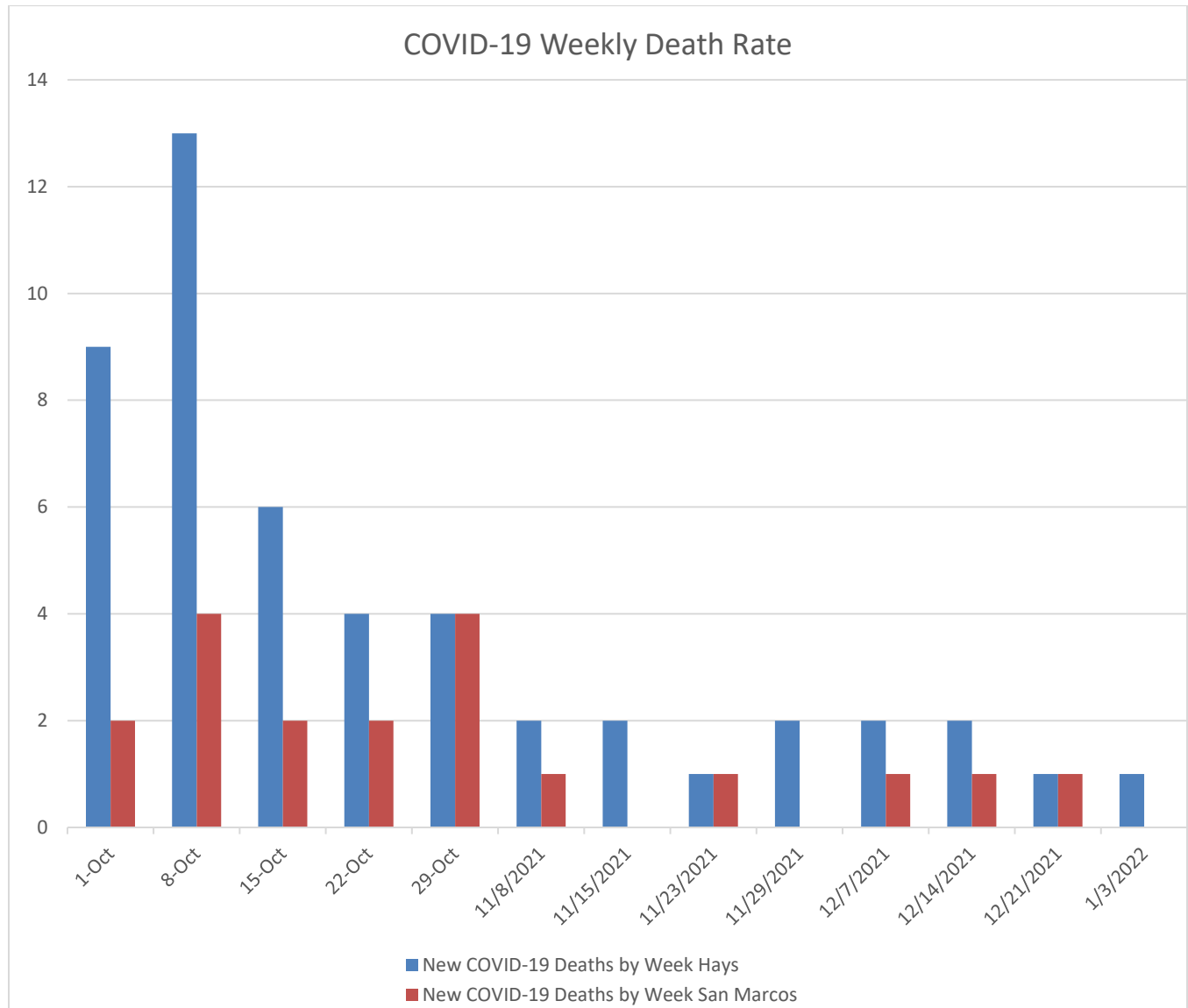
Ethnicity	Female	Male	Total	Percentage of Cases
Hispanic	8552	7692	16,244	48.4%
Non-Hispanic	6,682	6,152	12,834	38.3%
Not Specified	2,305	2,154	4,459	13.3%
Total	17,539	15,998	33,537	100%

San Marcos Daily New Cases



COVID Weekly Fatality Rate

Weekly fatality rate related to COVID in Hays County 1. No San Marcos residents died from COVID-19 during the past week.



Summary:

The Omicron variant is proving to be very aggressive but with a weaker punch. We are seeing a large spike in active cases but not an increase in hospital cases.

With this new information we need to remember the reason for stay home orders/ masks and vaccine. Our goal was to make sure our medical institutions were not over run in a surge of cases. A large spike

in active case does not mean a large surge of hospital patients. This low number of hospital cases could be a result of more people being vaccinated. We shall stay vigilante and continue with the promotion of getting vaccinated.

OEM ordered and received rapid test kits for our employees, and we have a healthy stock with which we can aggressively test our employees. We are packaging those for distribution today. Many have already been distributed. That being said, as of today we have 76 employees who are in quarantine due to either a positive COVID test or due to an exposure.