



# MEMO

**TO:** The Honorable Mayor and City Council  
Via Bert Lumbreras, City Manager  
**FROM:** Chase Stapp, Director of Public Safety  
**DATE:** 5/28/2021  
**RE:** COVID-19 Update

---

## **Introduction:**

As directed by a majority of the Council during the April 20, 2021 meeting, this memo is intended to replace the information previously shared as a presentation item during regular Council meetings. Staff is available to answer questions related to this update via email, and case-related information can be accessed via the COVID-19 dashboard [HERE](#) at any time.

This report is formatted to provide updated information on local vaccination efforts in addition to several metrics used to evaluate the current condition of the pandemic within our community including: cumulative case summary, active cases, county level COVID-19 hospitalizations, Trauma Service Area "O" (TSA-O) hospital bed capacity, and COVID-19 related local fatalities.

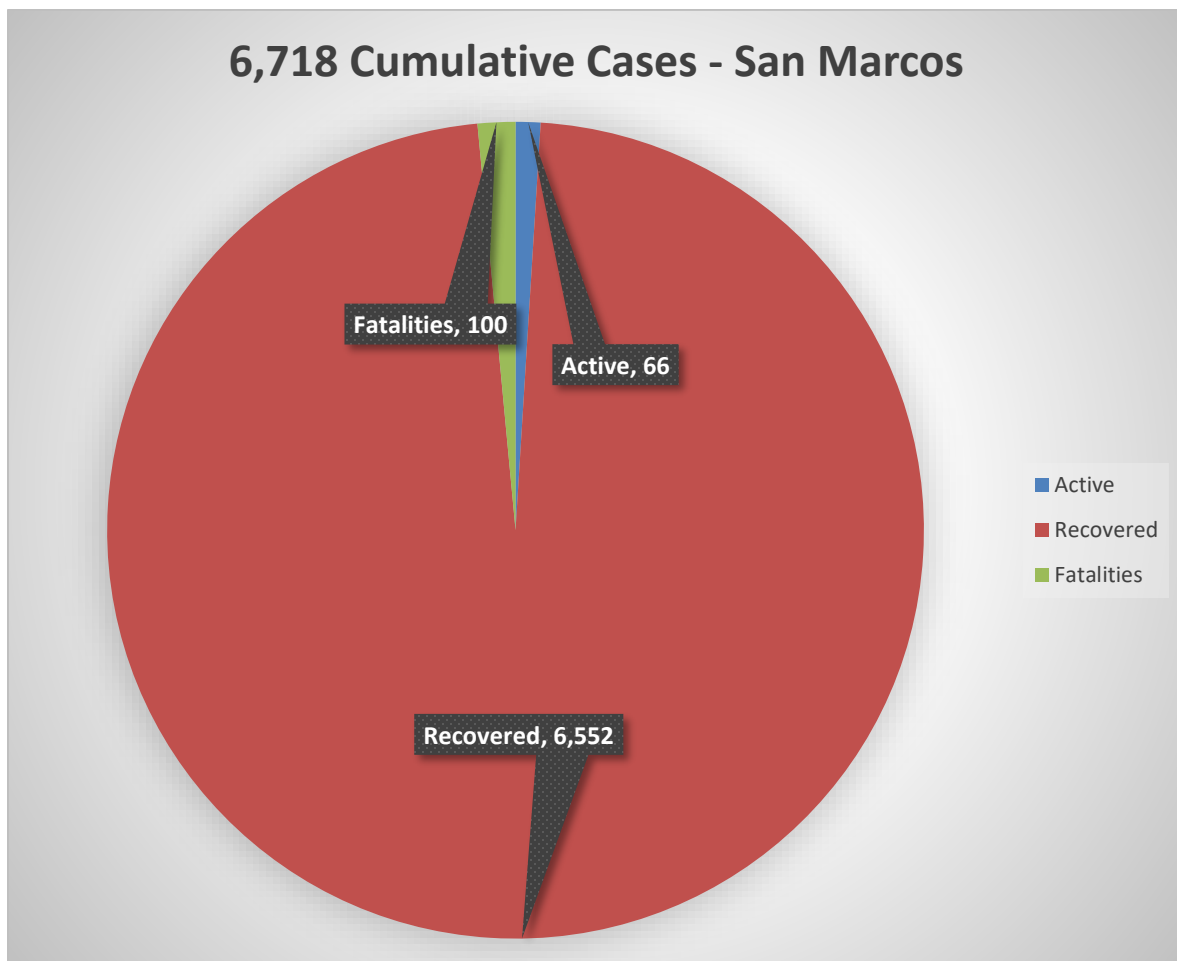
## **County Vaccination Update:**

Successful vaccination efforts continue throughout Hays County due to the efforts of various public and private providers including the Hays County Health Department. The San Marcos Fire Department continues to provide personnel support at weekly vaccination clinics. As mentioned in the previous update, the Pfizer vaccine was made available to all people age 12 and older. This week, Moderna announced that their COVID-19 vaccine is also now considered safe for people in that same age range. According to the Department of State Health Services (DSHS), 185,471 doses of vaccine have been administered by Hays County providers. That number increases daily. According to the DSHS, 91.5% of Hays County residents age 65 and older have received at least one dose of the vaccine and 79.4% of that same population has been fully vaccinated.

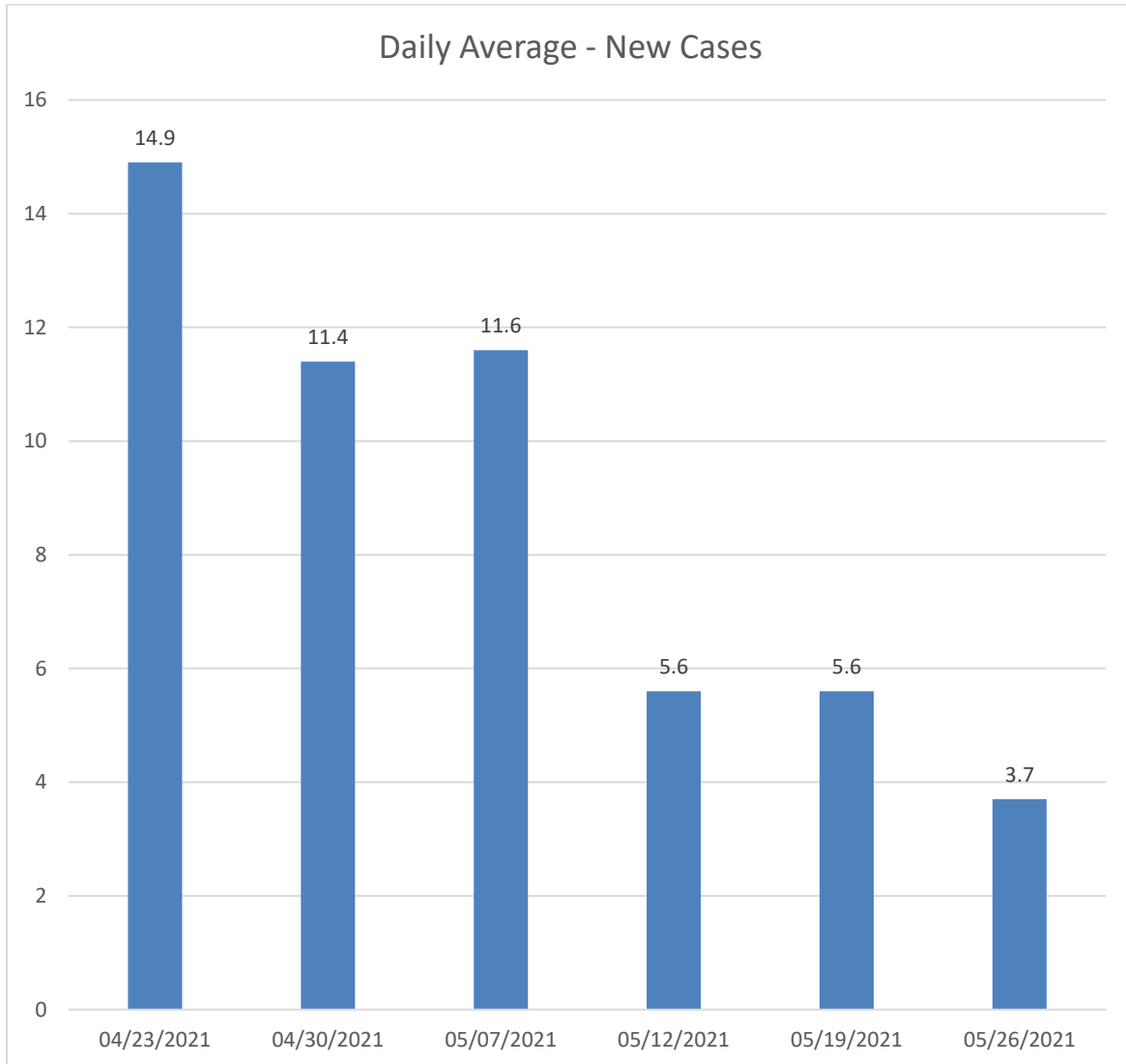
The Hays County Health Department has held several free public vaccination clinics since the last update. Additionally, this Friday, vaccines will be administered at the San Marcos High School from 5:00 to 10:00 p.m., again on Saturday from 9:00 a.m. to 4:00 p.m. and finally on Sunday from 12:00 p.m. to 5:00 p.m. Also, the Hays County Health Department/Live Oak clinic at 401 Broadway is accepting walk-in patients for the vaccine each week day in the morning and again in the afternoon. For residents who prefer to receive the vaccine from a local pharmacy or medical provider they may already use, the following are local options: B&J Pharmacy at 2111 Hunter Road and San Marcos Family Medicine at 2406 Hunter Road. Additional vaccination program information may still be found at [www.haysinformed.com](http://www.haysinformed.com).

## Case Metrics:

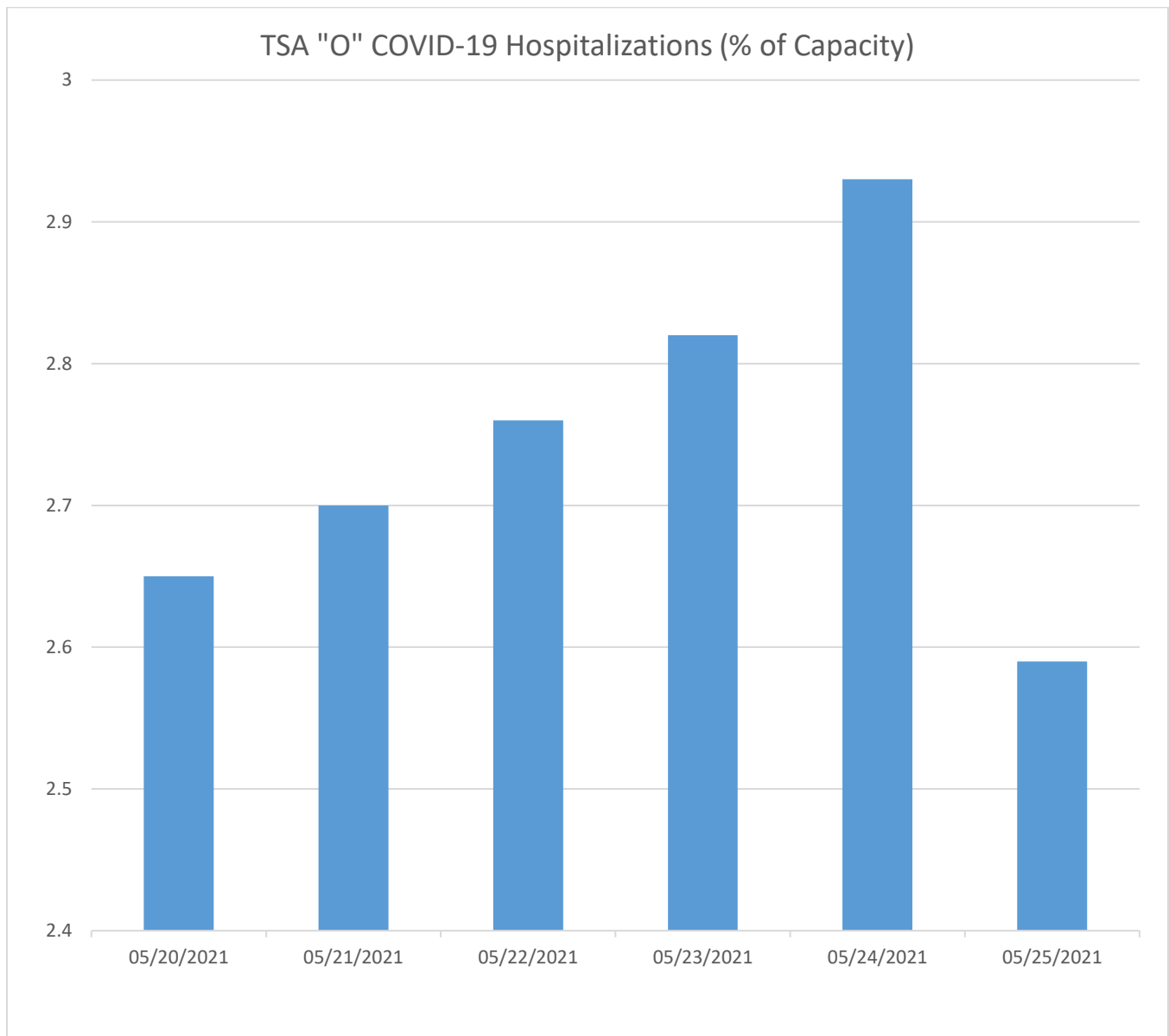
The following metric demonstrates the distribution of the 6,718 total COVID-19 cases that have been recorded since March, 2020 of San Marcos residents. The cases are categorized as those that are currently active (66 or 1%), those that have resulted in death (100 or 1.5%), and those individuals who have recovered (6,552 or 97.5%).



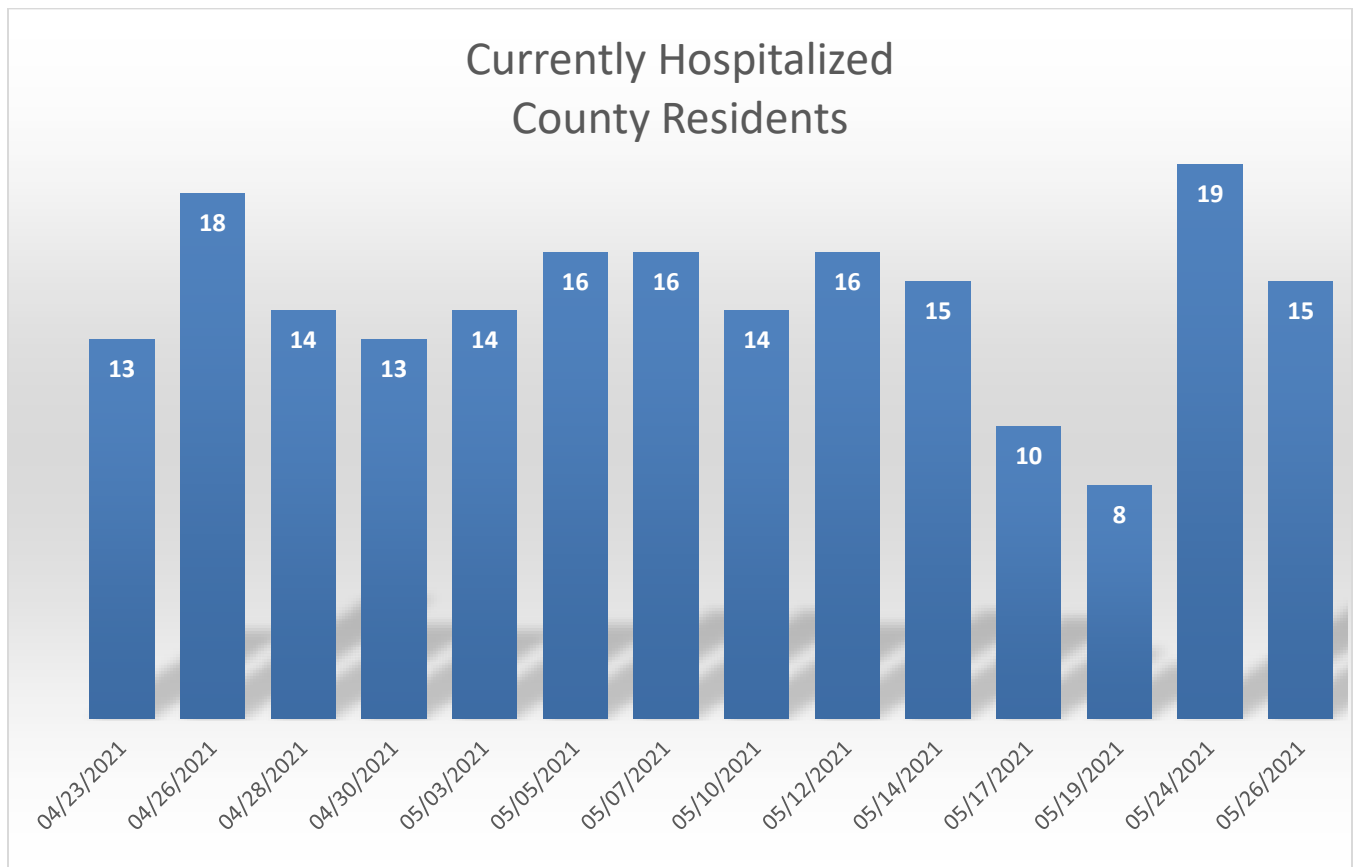
The following graphic describes the average number of new cases among San Marcos residents per day reported by the Hays County Health Department. The daily average is updated once per week, and six weeks of data is represented herein. For the seven days prior to May 26, 2021 the San Marcos community averaged 3.7 new COVID-19 cases per day, a decrease from the week prior.



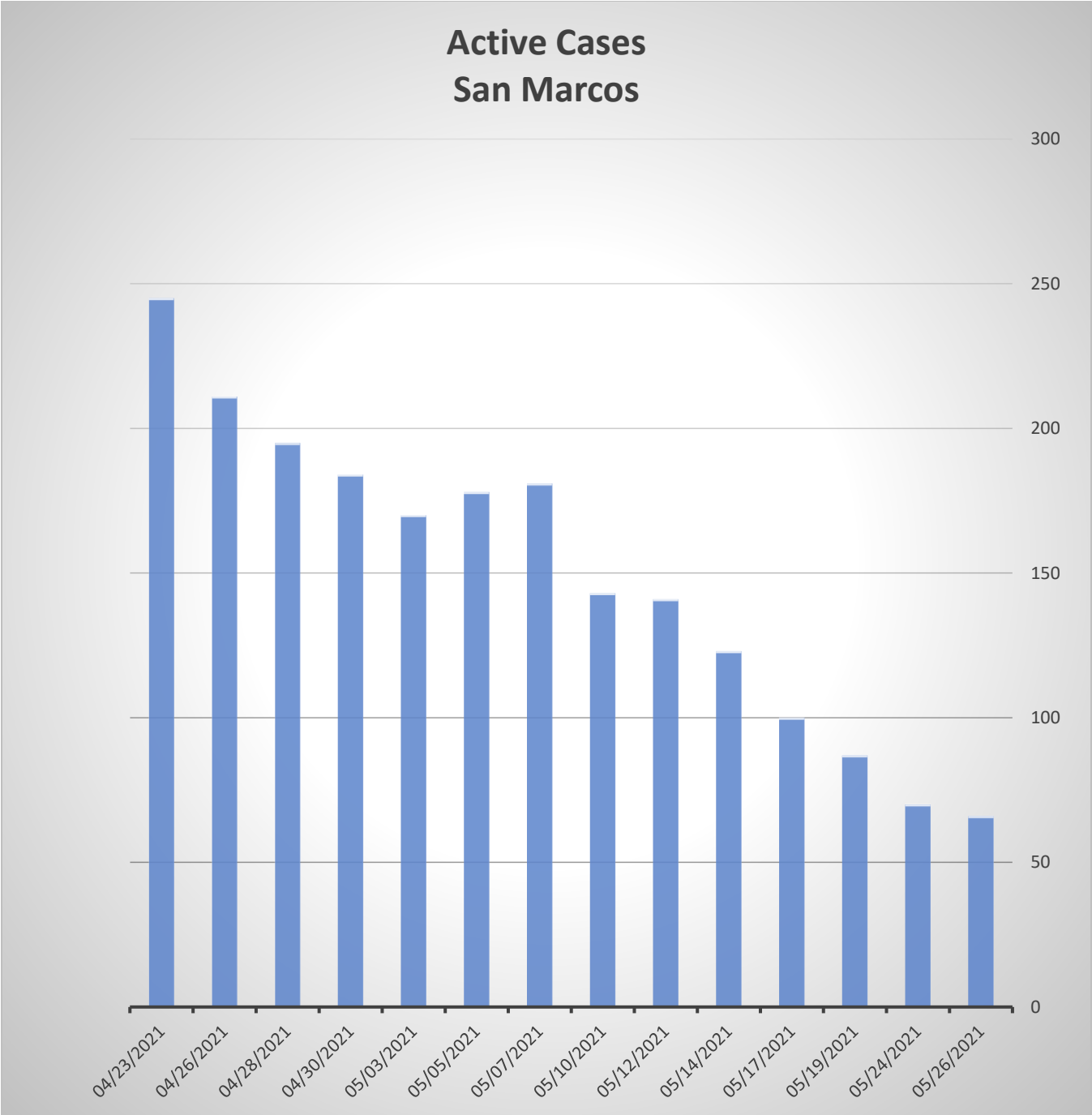
The following graphic represents the percentage of available hospital bed space currently occupied by COVID-19 patients in the TSA-O in Texas. Hays County hospitals fall within TSA-O. The trigger point for additional restrictions found in the Governor's Orders is when this metric reaches 15% and remains there for seven consecutive days. This metric has remained below 3% for the past week.



The following graphic represents the total number of Hays County residents hospitalized for complications related to COVID-19 over the past 30 days. As of May 26, 2021, there were 15 Hays County residents hospitalized.



The following graphic depicts the number of active cases for each reported day over the past month. For the past few weeks, this metric has been trending downward, and we had 66 active cases in San Marcos as of May 26.



**Summary:**

In conclusion, since the last update, the downward trend lines in these have continued in a positive direction. As of Monday, one employee was currently positive, and Texas State University is reporting 12 active cases between students and faculty/staff, a sharp decline over the past two weeks. We continue to work with the Hays County Health Department and Office of Emergency Services to get as close to possible to 100% of our community vaccinated with the understanding that there will always be some residents who do not want to receive the vaccine.