



MEMO

TO: The Honorable Mayor and City Council
Via Bert Lumbreras, City Manager
FROM: Chase Stapp, Director of Public Safety
DATE: 5/3/2021
RE: COVID-19 Update

Introduction:

This memo will serve as the first of a series of written updates that will be provided to Council and posted on the message board at regular intervals. As directed by a majority of the Council during the April 20, 2021 meeting, this memo is intended to replace the information previously shared as a presentation item during regular Council meetings. Staff is available to answer questions related to this update via email, and case-related information can be accessed via the COVID-19 dashboard [HERE](#) at any time.

This report is formatted to provide updated information on local vaccination efforts in addition to several metrics used to evaluate the current condition of the pandemic within our community including: cumulative case summary, active cases, county level COVID-19 hospitalizations, Trauma Service Area "O" (TSA-O) hospital bed capacity, and COVID-19 related local fatalities.

County Vaccination Update:

Successful vaccination efforts continue throughout Hays County due to the efforts of various public and private providers including the Hays County Health Department. The San Marcos Fire Department continues to provide personnel support at weekly vaccination clinics. For the week of 5/3/2021, approximately 13,300 doses were sent to providers in Hays County (1st and 2nd doses) from both the state and federal governments. According to the Department of State Health Services (DSHS), 152,563 Hays County residents have been vaccinated with at least one dose as of the writing of this memo. That number increases daily. According to the DSHS, 85.8% of Hays County residents age 65 and older have received at least one dose of the vaccine and 71.8% of that same population has been fully vaccinated.

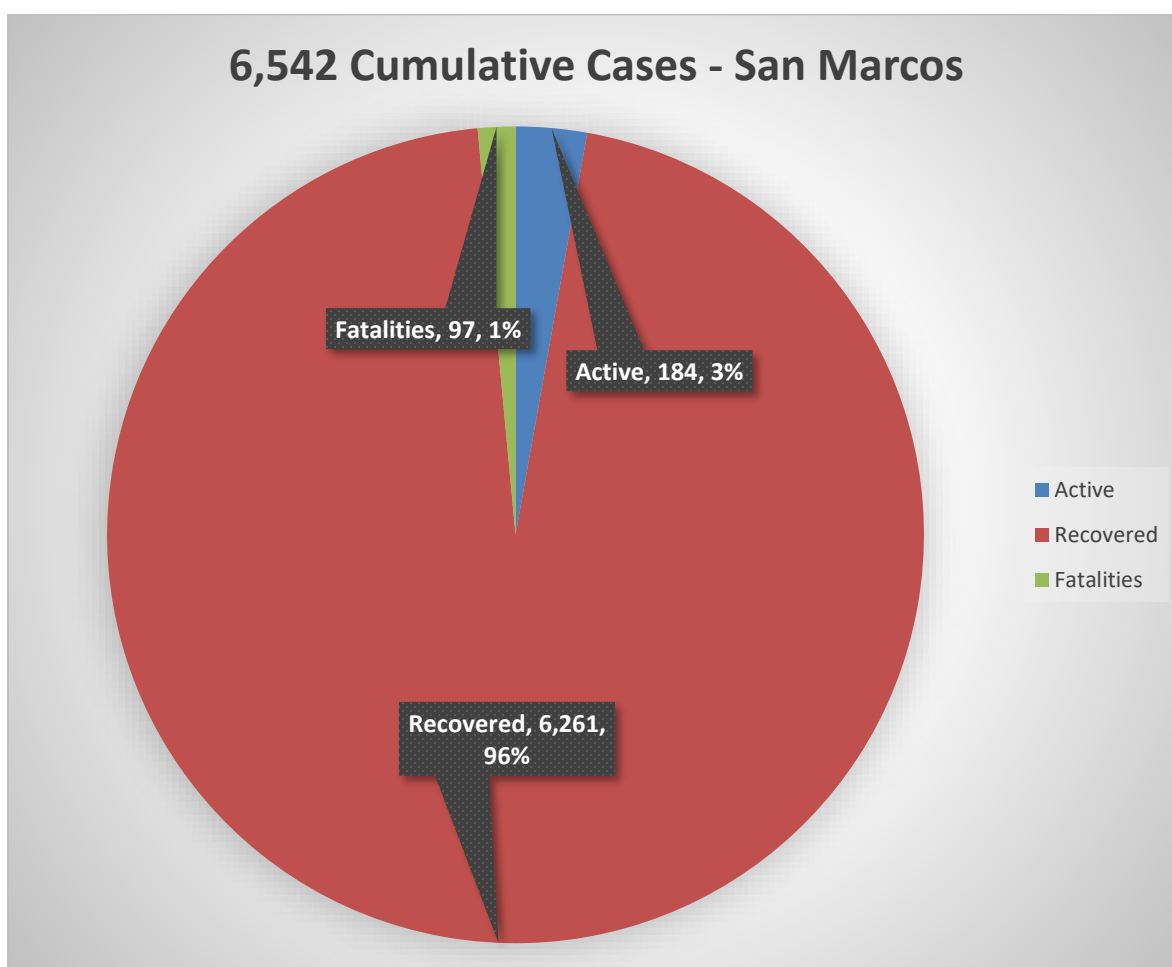
A large public clinic was held on Thursday, April 22 at the Texas State University Events Center. Walk-ups were accepted, and 2,400 doses of the Pfizer COVID-19 vaccine were administered. Vaccination opportunity information from the Hays County Health Department is available at www.haysinformed.com.

Since the last update to Council, staff have met twice with representative from Hays County including Judge Becerra to discuss how San Marcos city staff members can assist with the distribution of vaccine information to our most underserved neighborhoods. Staff is solidifying a plan for direct marketing to

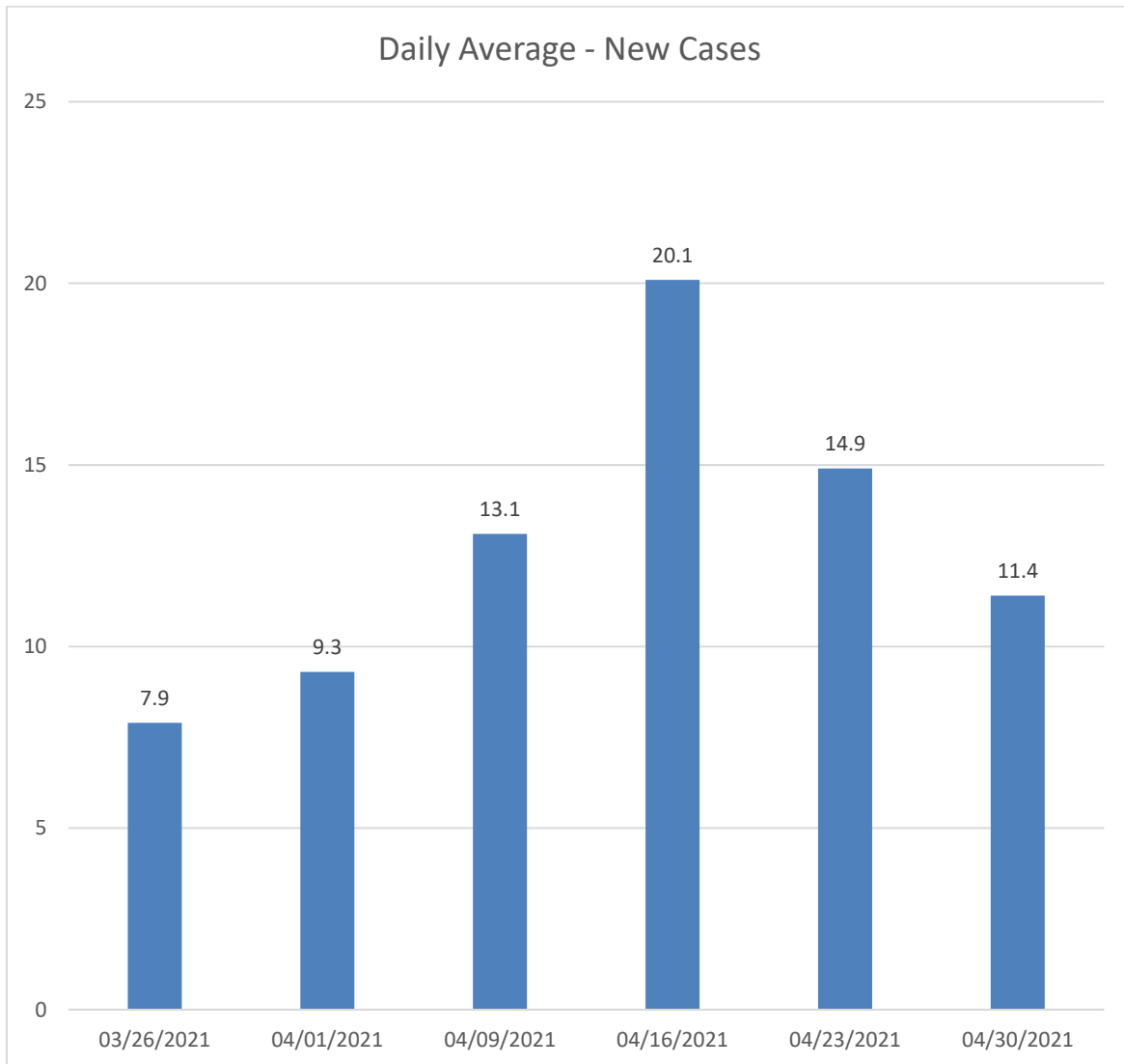
those areas in the very near future. In the meantime, Hays County has scheduled two neighborhood-centric vaccination clinics in the coming weeks. The first was held on Friday, April 30, 2021 at the Sinai Pentecostal Church on Laredo street from 5:00 p.m. to 10:00 p.m. The goal of that clinic was to administer 500 doses of the vaccine. The next neighborhood clinic will be held on May 13, 2021 at the Dunbar Center and will also endeavor to administer 500 doses.

Case Metrics:

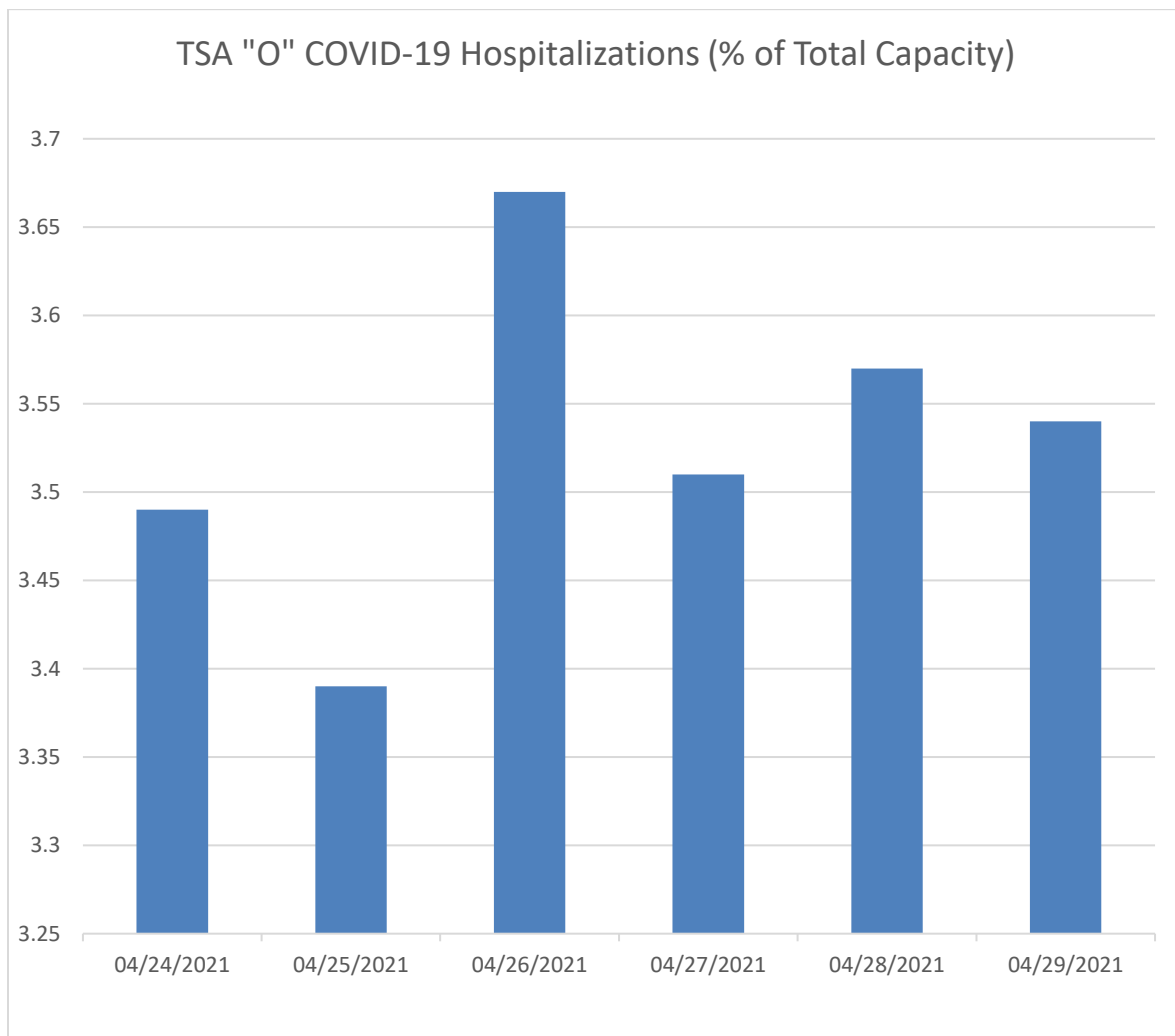
The following metric demonstrates the distribution of the 6,542 total COVID-19 cases that have been recorded since March, 2020 of San Marcos residents. The cases are categorized as those that are currently active (184 or 3%,) those that have resulted in death (97 or 1%,) and those individuals who have recovered (6,261 or 96%.)



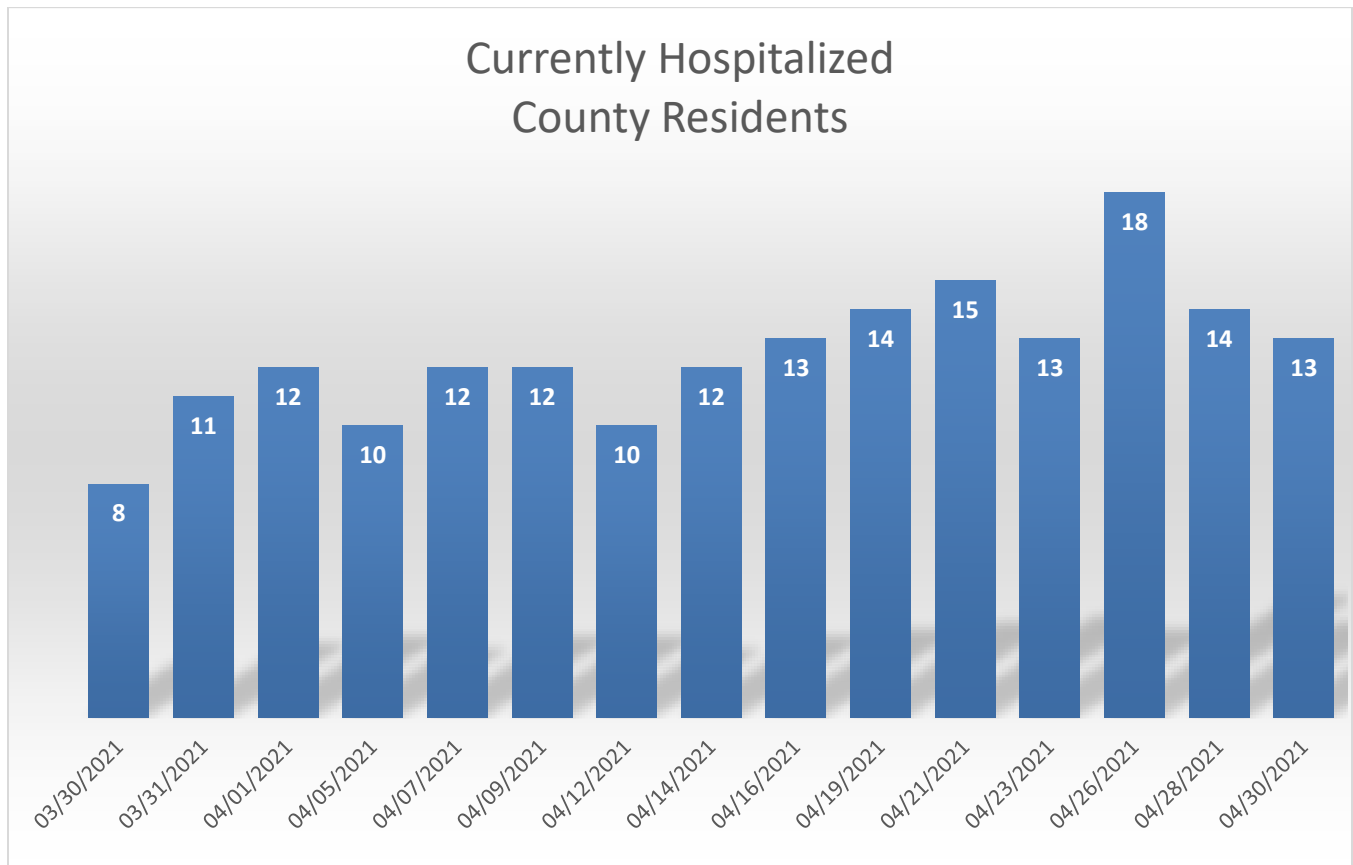
The following graphic describes the average number of new cases among San Marcos residents per day reported by the Hays County Health Department. The daily average is updated on Friday of each week, and six weeks of data is represented herein. For the week ending on April 30, 2021 the San Marcos community averaged 11.4 new COVID-19 cases per day.



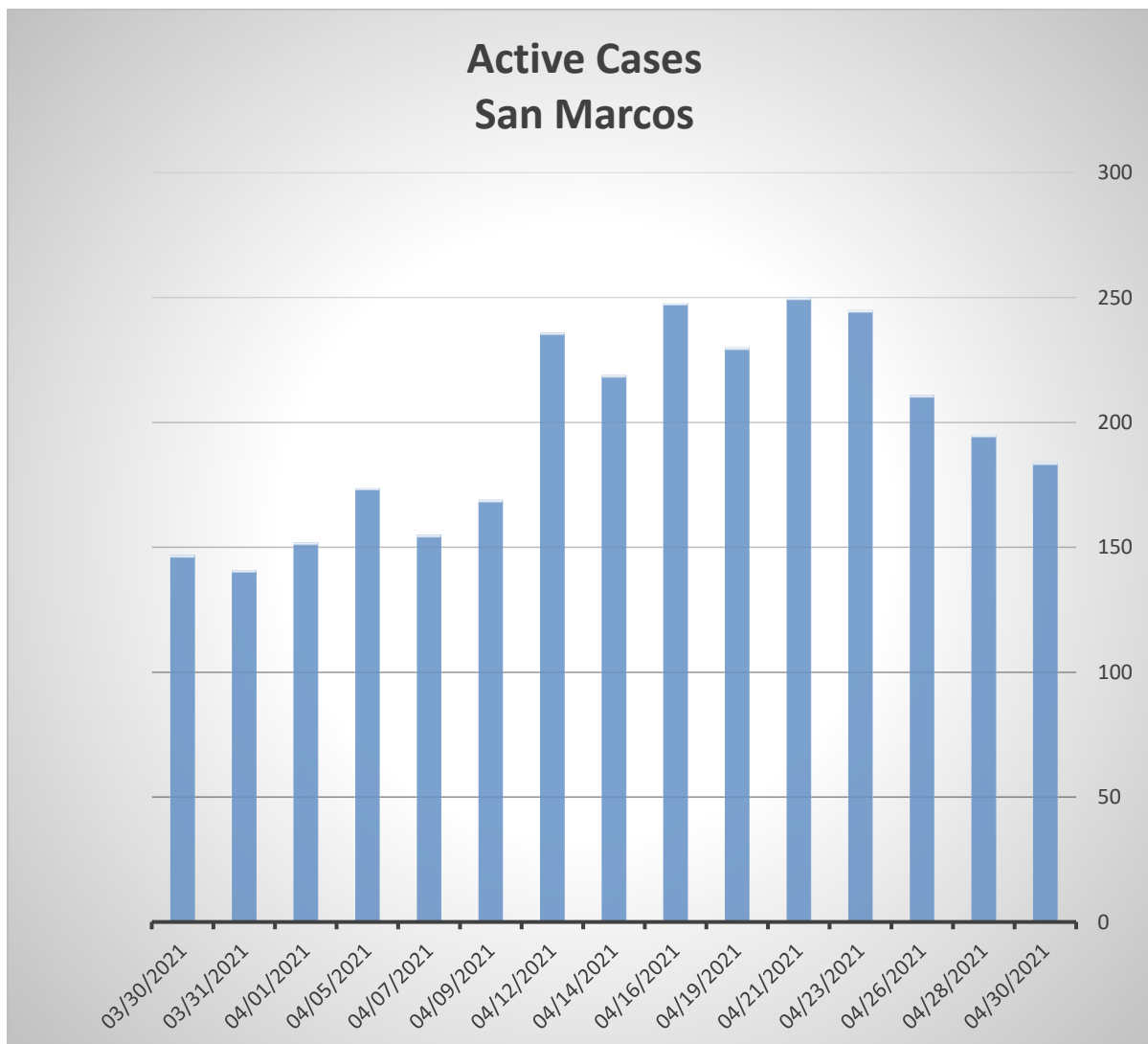
The following graphic represents the percentage of available hospital bed space currently occupied by COVID-19 patients in the TSA-O in Texas. Hays County hospitals fall within TSA-O. The trigger point for additional restrictions found in the Governor's Orders is when this metric reaches 15% and remains there for seven consecutive days. This metric has been averaging around 3.5% for the past two weeks.



The following graphic represents the total number of Hays County residents hospitalized for complications related to COVID-19 over the past 30 days. As of April 30, 2021, there were thirteen Hays County residents hospitalized.



The following graphic depicts the number of active cases for each reported day over the past month. For the past week, this metric has been trending back downward, and we ended the week with 184 active cases in San Marcos.



Summary:

In conclusion, since the last update, the upward trend lines we were experiencing post-Spring break continued for a few days and have since begun to decline in a more positive direction. For most of this week, we had no City employees impacted by COVID-19. As of today, one employee is currently positive, and Texas State University is reporting 62 active cases between students and faculty/staff. We continue to work with the Hays County Health Department and Office of Emergency Services to get as close to possible to 100% of our community vaccinated with the understanding that there will always be some residents who do not want to receive the vaccine.