



MEMO

TO: The Honorable Mayor and City Council
Via Bert Lumbreras, City Manager
FROM: Rob Fitch, Emergency Management Coordinator
DATE: 11/15/2021
RE: COVID-19 Update

Introduction:

As directed by a majority of the Council during the April 20, 2021 meeting, this memo is intended to replace the information previously shared as a presentation item during regular Council meetings. Staff is available to answer questions related to this update via email, and case-related information can be accessed via the COVID-19 dashboard [HERE](#) at any time

This report is formatted to provide updated information on local vaccination efforts in addition to several metrics used to evaluate the current condition of the pandemic within our community including cumulative case summary, county level COVID-19 hospitalizations, active cases, daily new case, vaccinated vs unvaccinated, and weekly fatality rate.

County Vaccination Update:

Vaccination efforts continue throughout Hays County due to the efforts of various public and private providers including the Hays County Health Department. **Note the change in reporting of vaccine age groups. DSHS now reports on 5 and older.** DSHS reports that 65 and older receiving one dose of the vaccine at 99.99%

According to the Department of State Health Services (DSHS):

- 286,913 doses of vaccine have been administered by Hays County providers.
- 84,518 doses have been administered in San Marcos
- 69.55 % of Hays County residents **age 5 and older** have received one dose
- 60.04% **5+have been fully vaccinated**
- 92.24% of residents over the age of 65 have been fully vaccinated.
- The state average is 67.31% (Percentages have decreased due to the introduction of children 5 and older)

The downward trend in active Covid cases appears to be continuing. Daily reported cases have seen a steady drop all of September and continued in October. Small spikes (one or two) will be seen from time to time. OEM will monitor to make sure this is not a trend. The number of those vaccinated has slowly increased over the past month. Hays County has administered 286,913 doses of the vaccine, San Marcos accounts for 84,518 doses administered.

San Marcos the Hays County Health Department/Live Oak clinic at 401 Broadway continues to accept walk-in patients for the vaccine each weekday in the morning and again in the afternoon. For residents

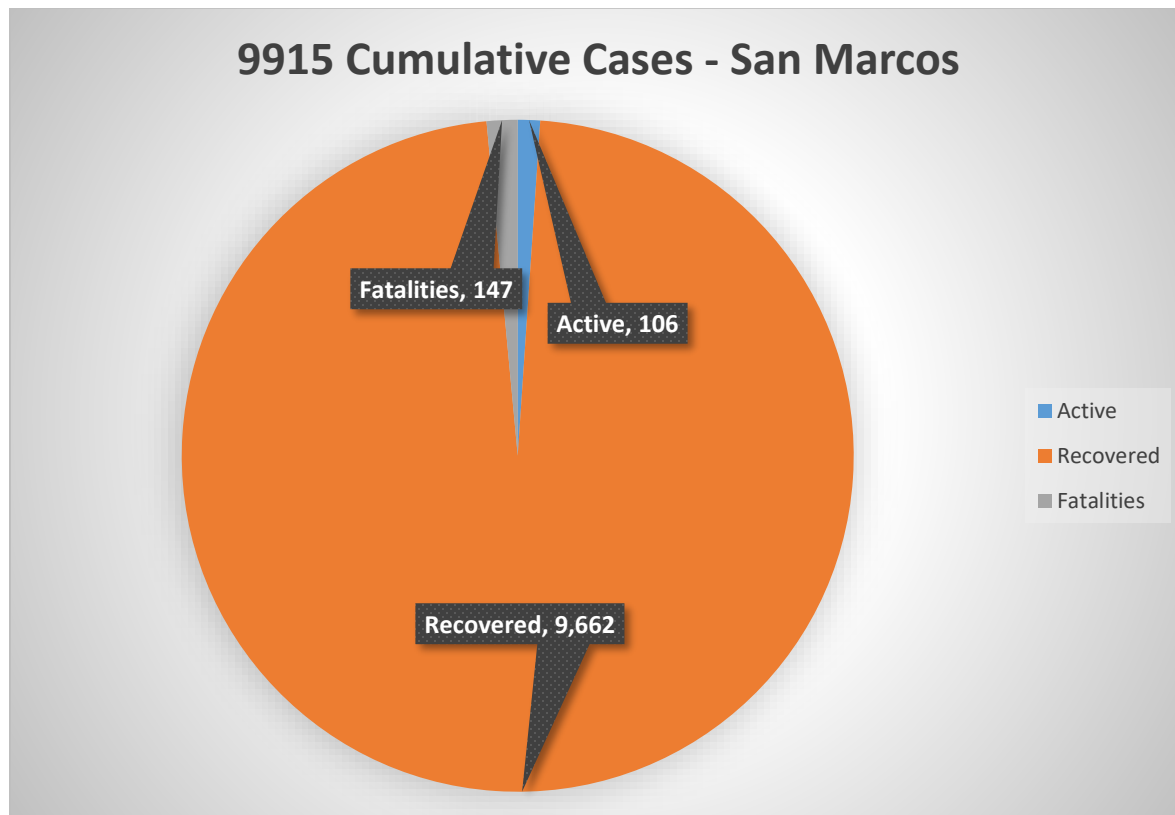
who prefer to receive the vaccine from a local pharmacy or medical provider, there are 11 local options listed on the www.vaccines.gov website, and the website provides visitors with information about whether or not each location has doses in stock. Additional vaccination program information may still be found at www.haysinformed.com.

The City of San Marcos continues outreach programs to encourage citizens to get vaccinated and follow recommended safety protocols. We have developed a comprehensive written outreach plan. This document will be a living document that will be updated as the plan evolves.

Case Metrics:

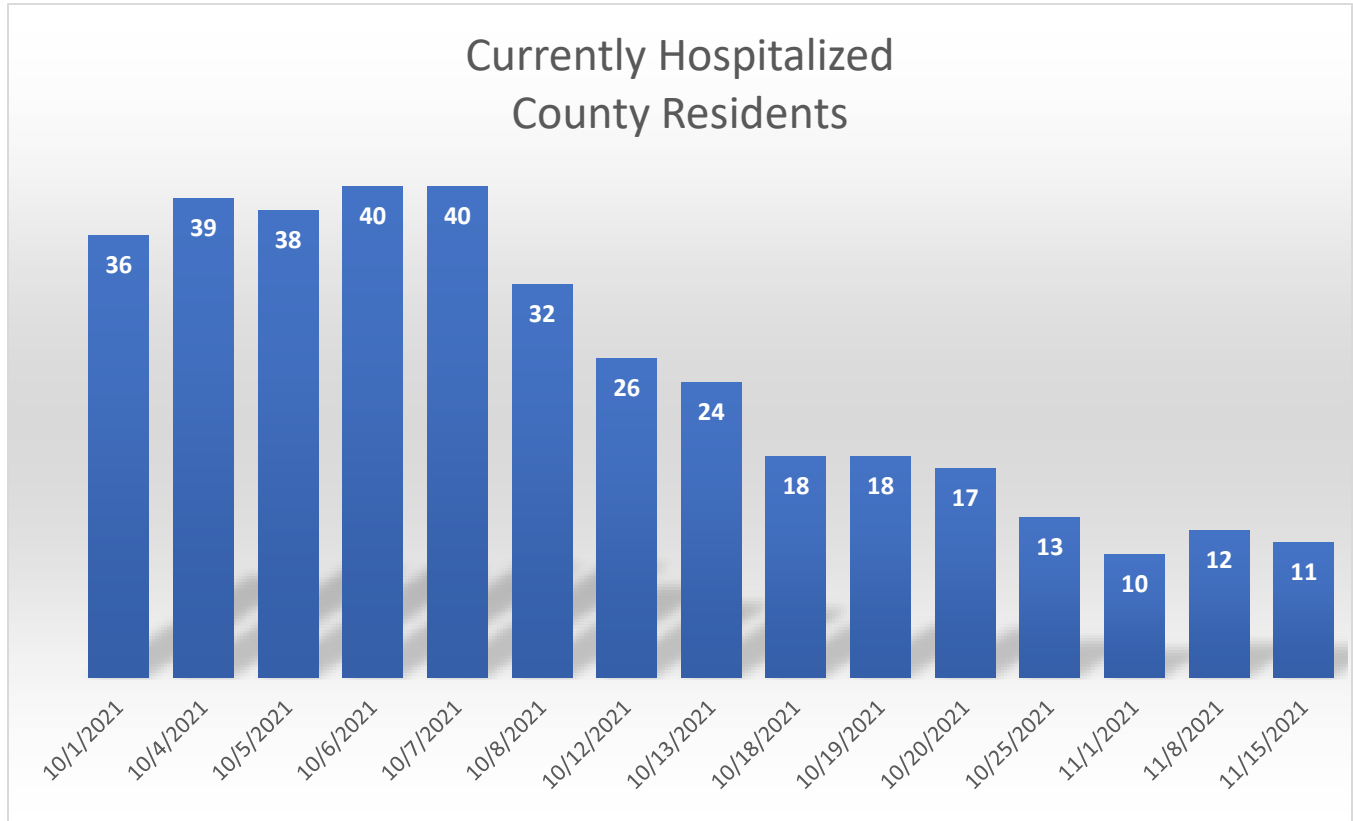
The following metric demonstrates the distribution of the total COVID-19 cases that have been recorded since March, 2020 of San Marcos residents. Note the decrease in Active cases. 106

- 9,915 cumulative cases
- Active cases 106
- Fatalities 147



Currently Hospitalized

The following graphic represents the total number of Hays County residents hospitalized for complications related to COVID-19 over the past month. Hays County averaged 26.6 residents hospitalized in the month of October down from an average of 44 patients in September.

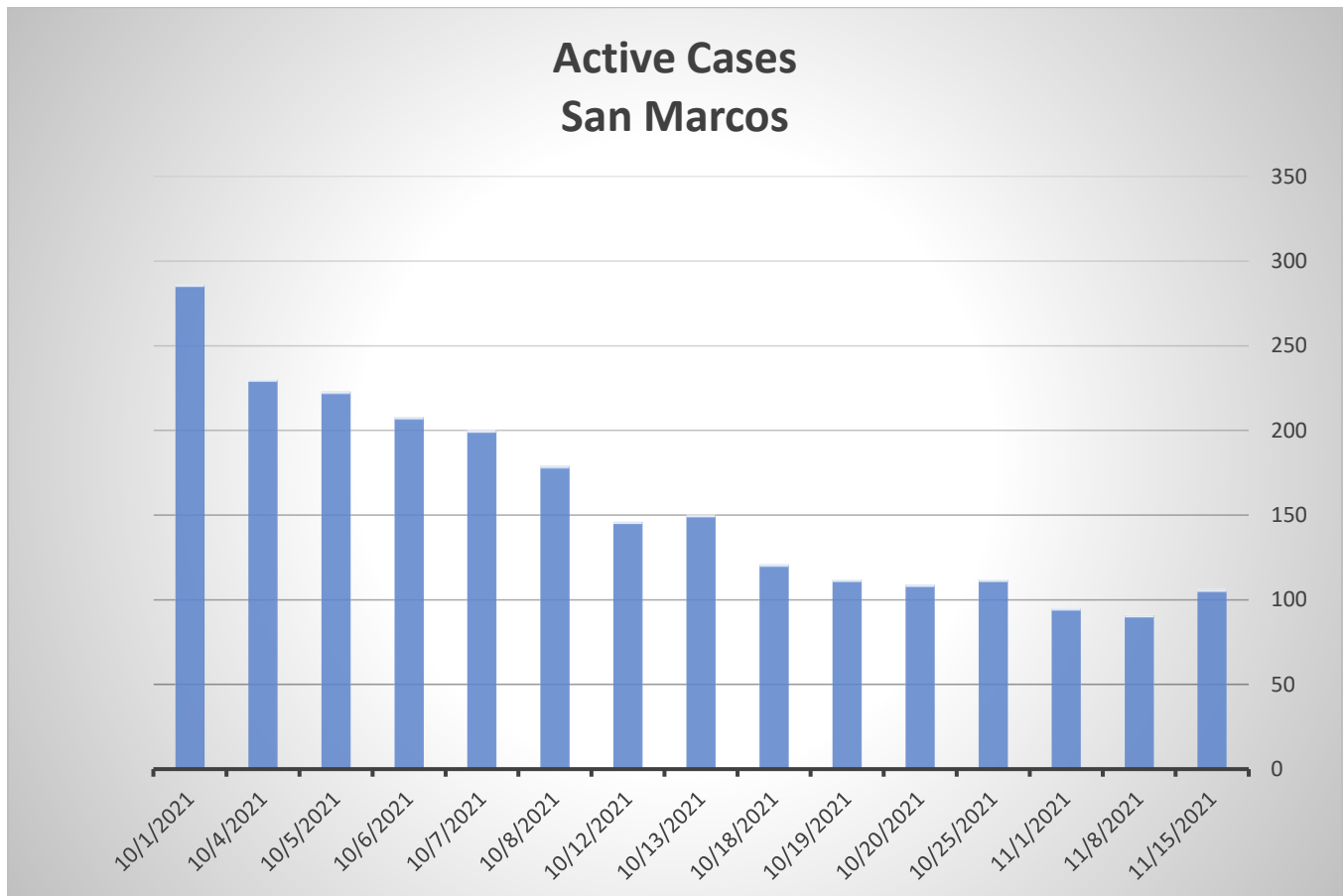


Hays County Case Distribution by Gender and Ethnicity:

Ethnicity	Female	Male	Total	Percentage of Cases
Hispanic	7649	7019	14668	48.8%
Non-Hispanic	5893	5457	11350	37.7%
Not Specified	2093	1956	4049	13.5%
Total	15,635	14,432	30,067	100%

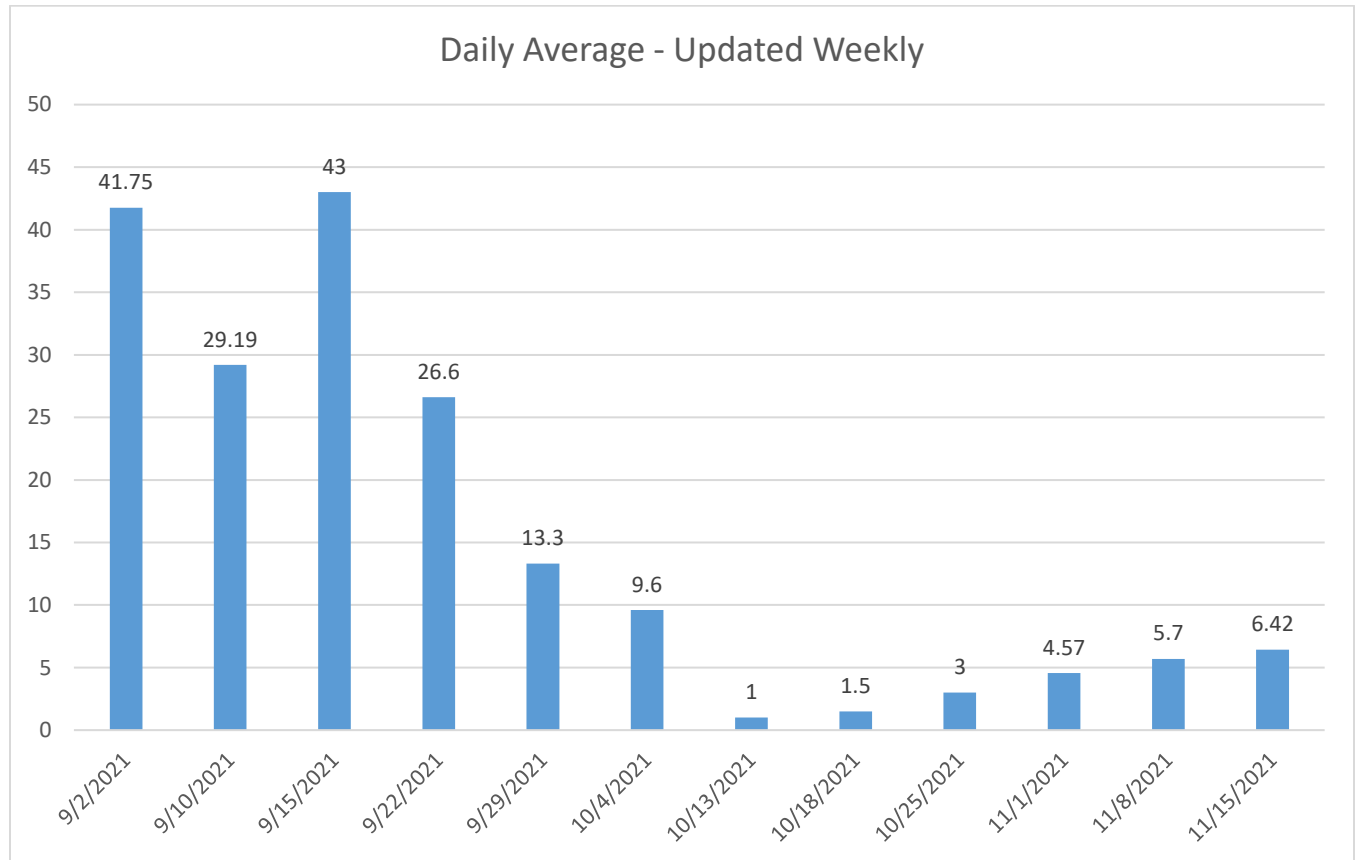
Active Cases

We see a steady decrease in numbers throughout the month. On October 1, 2021 San Marcos reported 286 cases, and only 95 active cases on November 1, 2021. This is the lowest number since July 2021. San Marcos highest number of 881 cases was on January 19, 2021. There has been a minor increase that we will monitor.



San Marcos Daily New Cases

Daily average has continued to drop since mid-September. We are seeing a slight increase by one to two cases on average. We will need to keep an eye on this to make sure this is not another spike in the making.

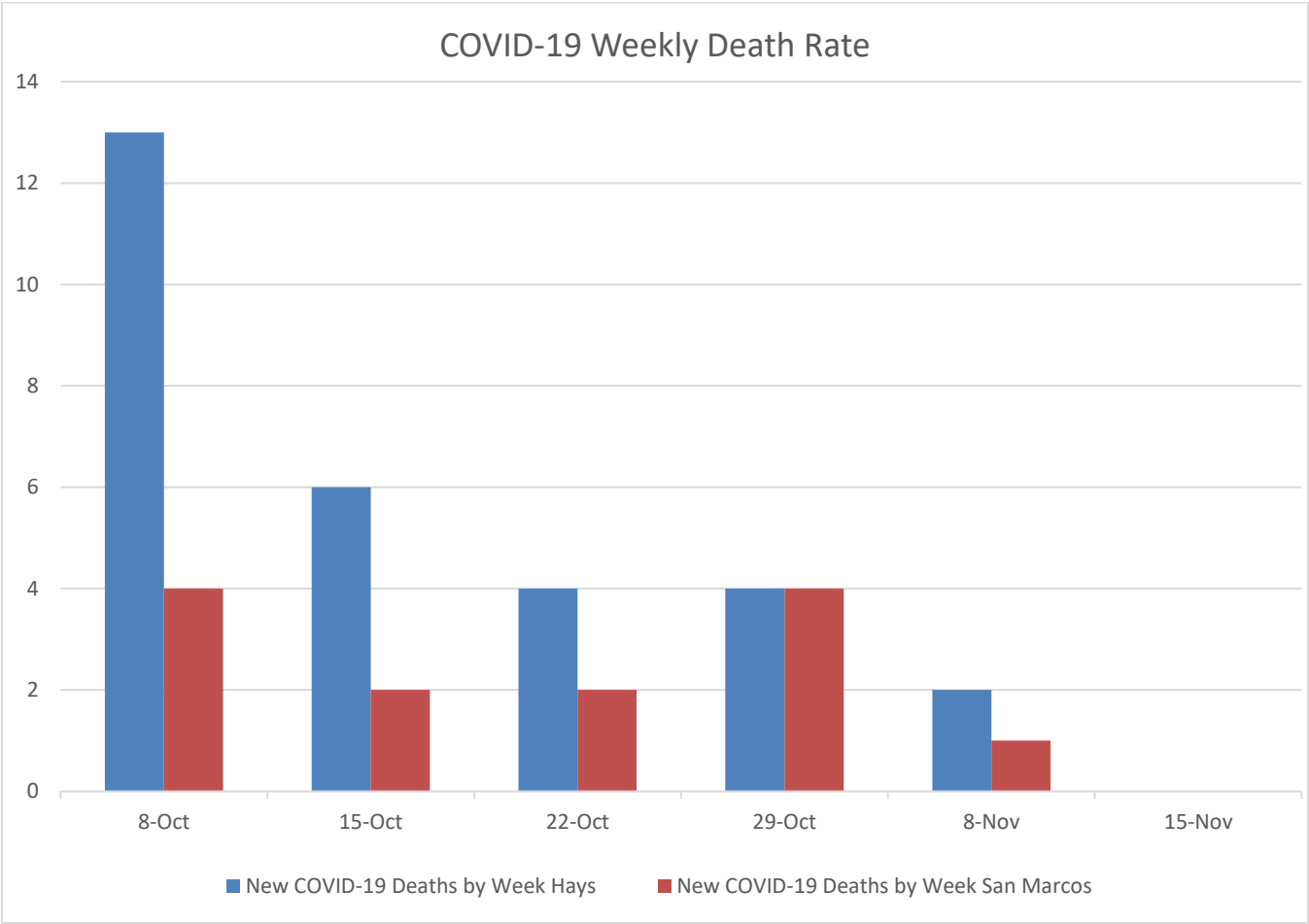


Hospitalizations - Unvaccinated vs Vaccinated Cases:

Current Hospitalizations - 12	In ICU No Vent	In ICU with Vent	Non-ICU	Total
Unvaccinated	4	3	2	9
Vaccinated	1	0	1	2

COVID Weekly Fatality Rate

There were no recorded COVID-19 related fatalities of Hays County residents between November 8 and November 15.



Summary:

There is a steady decrease in numbers for the past month. While there is a slight increase in the past few days it doesn't mean there will be an upward trend at this time. We shall stay vigilante to insure we are not caught off guard if it does start upward again. Death rates have dropped significantly.

As the numbers fall, we still need to maintain a ready posture in case we see another spike this winter. Continue to promote safe distance and washing of hands etc. COSM should continue to encourage the public to get their vaccine