



MEMO

TO: The Honorable Mayor and City Council
Via Bert Lumbreras, City Manager
FROM: Rob Fitch, Emergency Management Coordinator
DATE: 11/1/2021
RE: COVID-19 Update

Introduction:

As directed by a majority of the Council during the April 20, 2021 meeting, this memo is intended to replace the information previously shared as a presentation item during regular Council meetings. Staff is available to answer questions related to this update via email, and case-related information can be accessed via the COVID-19 dashboard [HERE](#) at any time

This report is formatted to provide updated information on local vaccination efforts in addition to several metrics used to evaluate the current condition of the pandemic within our community including cumulative case summary, county level COVID-19 hospitalizations, active cases, daily new case, vaccinated vs unvaccinated, and weekly fatality rate.

County Vaccination Update:

Vaccination efforts continue throughout Hays County due to the efforts of various public and private providers including the Hays County Health Department. As mentioned in a previous update, the Pfizer vaccine is available to all people age 12 and older. DSHS reports that 65 and older receiving one dose of the vaccine at 99.99%

According to the Department of State Health Services (DSHS):

- 276,622 doses of vaccine have been administered by Hays County providers.
- 85,419 doses have been administered in San Marcos
- 74.88 % of Hays County residents age 12 and older have received one dose
- 65.02% 12+ been fully vaccinated
- 90.94% of residents over the age of 65 have been fully vaccinated.
- The state average is 73.83% for those ages 12 and up.

The downward trend in active Covid cases appears to be continuing. Daily reported cases have seen a steady drop all of September and continued in October. The number of those vaccinated has slowly increased over the past month. Hays County has administered 276,622 doses of the vaccine, San Marcos accounts for 85,419 doses administered.

In San Marcos the Hays County Health Department/Live Oak clinic at 401 Broadway continues to accept walk-in patients for the vaccine each weekday in the morning and again in the afternoon. They have also begun administering booster shots for those who qualify. For residents who prefer to receive the vaccine from a local pharmacy or medical provider, there are 11 local options listed on the

www.vaccines.gov website, and the website provides visitors with information about whether or not each location has doses in stock. Additional vaccination program information may still be found at www.haysinformed.com.

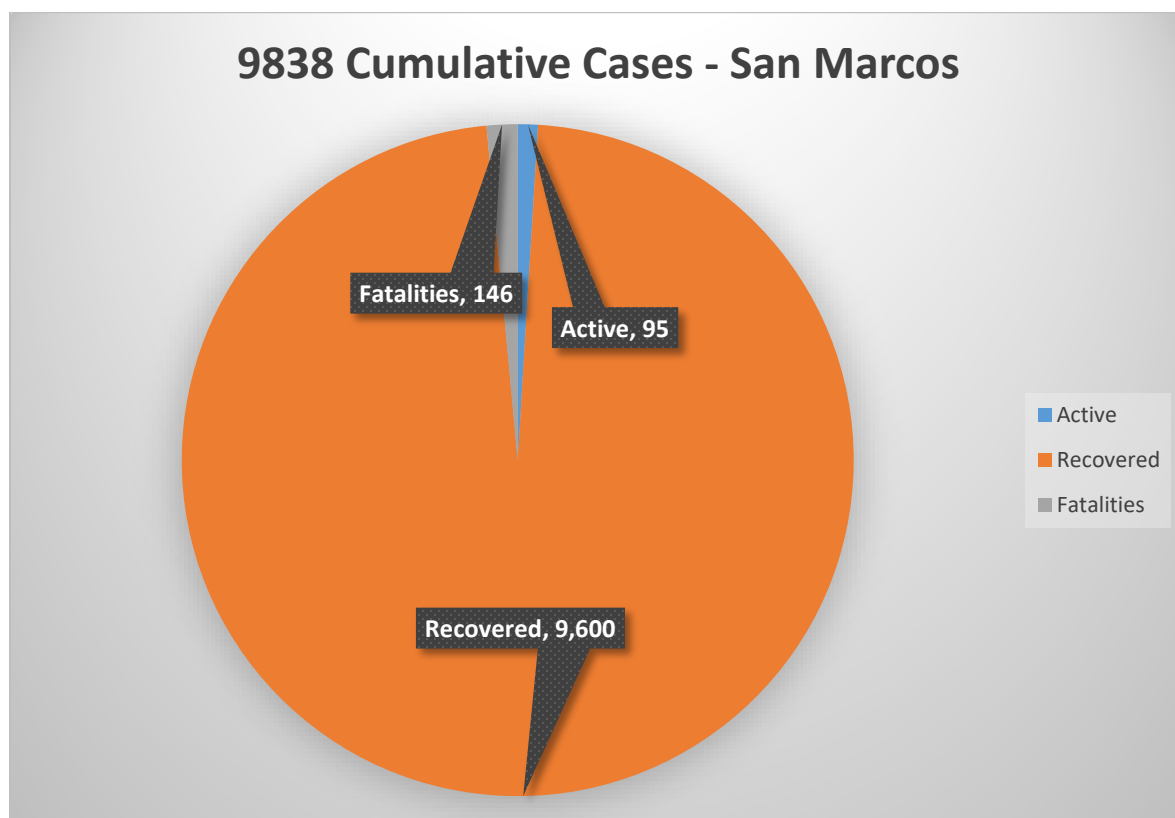
Hays County provided vaccine locations at many events this summer. The latest event, music in the park only drew One person to be vaccinated. The decline suggests that we have reached saturation on site vaccines at events.

The City of San Marcos continues outreach programs to encourage citizens to get vaccinated and follow recommended safety protocols. We have developed a comprehensive written outreach plan. This document will be a living document that will be updated as the plan evolves.

Case Metrics:

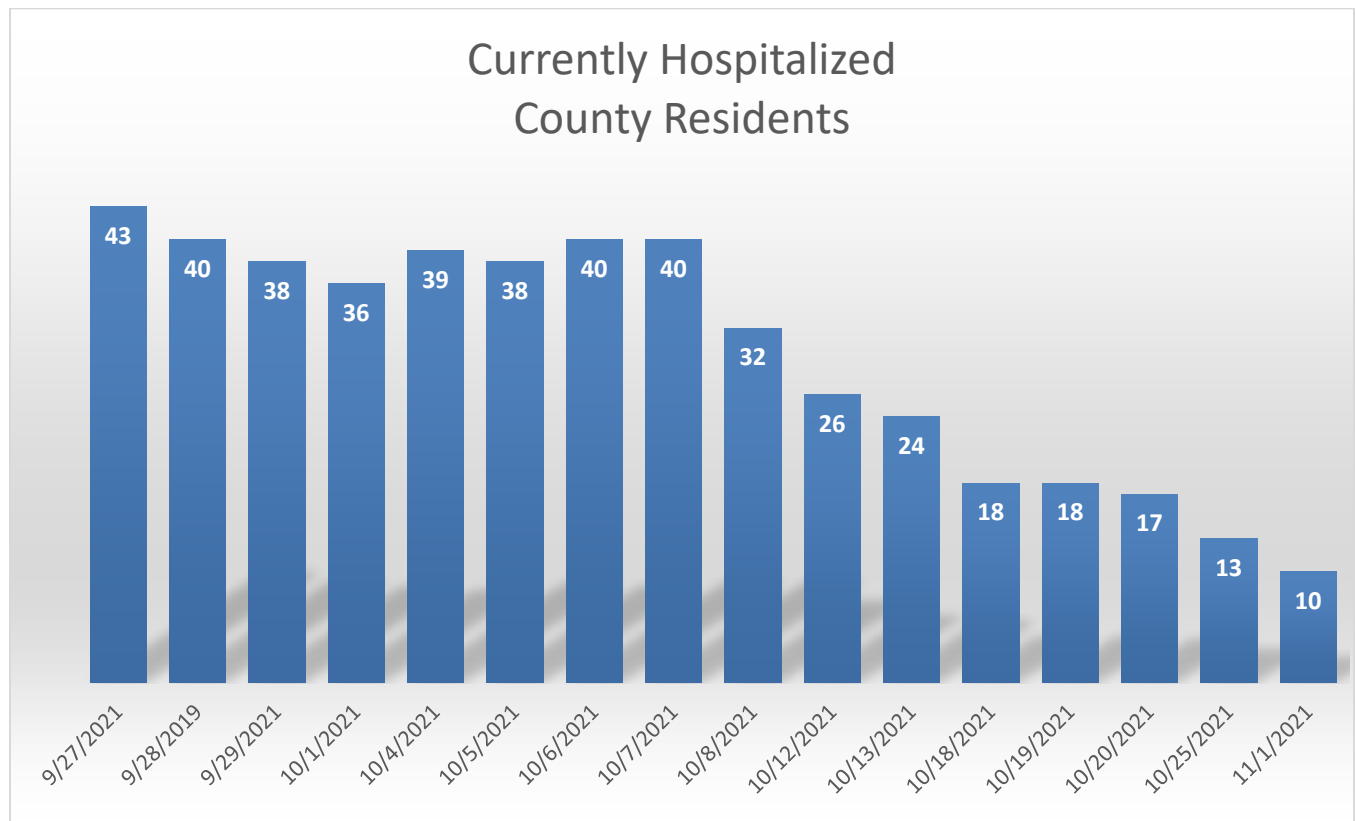
The following metric demonstrates the distribution of the total COVID-19 cases that have been recorded since March, 2020 of San Marcos residents. Note the decrease in Active cases to 95.

- 9,838 cumulative cases
- Active cases 95
- Fatalities 146



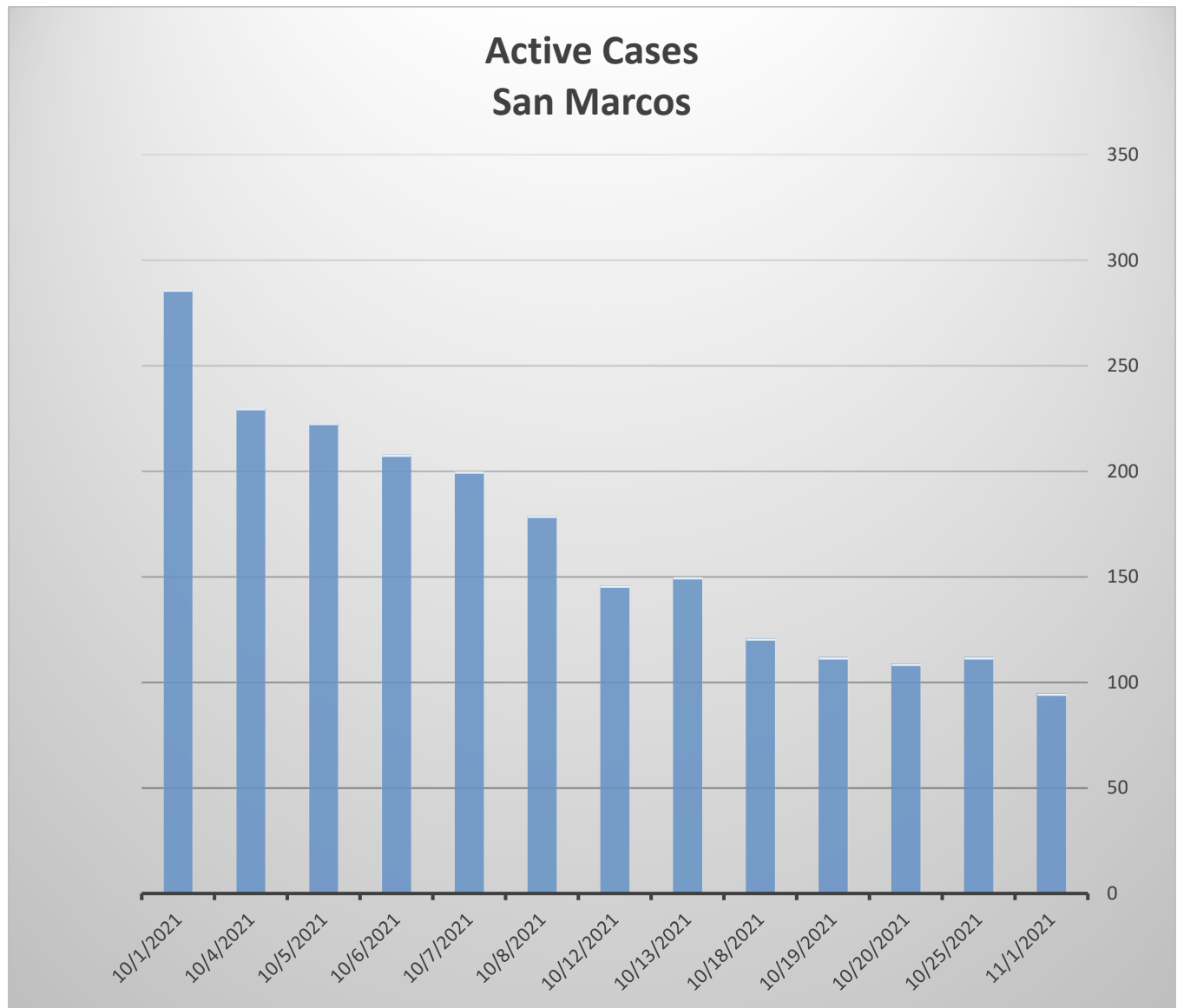
Currently Hospitalized

The following graphic represents the total number of Hays County residents hospitalized for complications related to COVID-19 over the past month. Hays County averaged 26.6 residents hospitalized in the month of October down from an average of 44 patients in September.



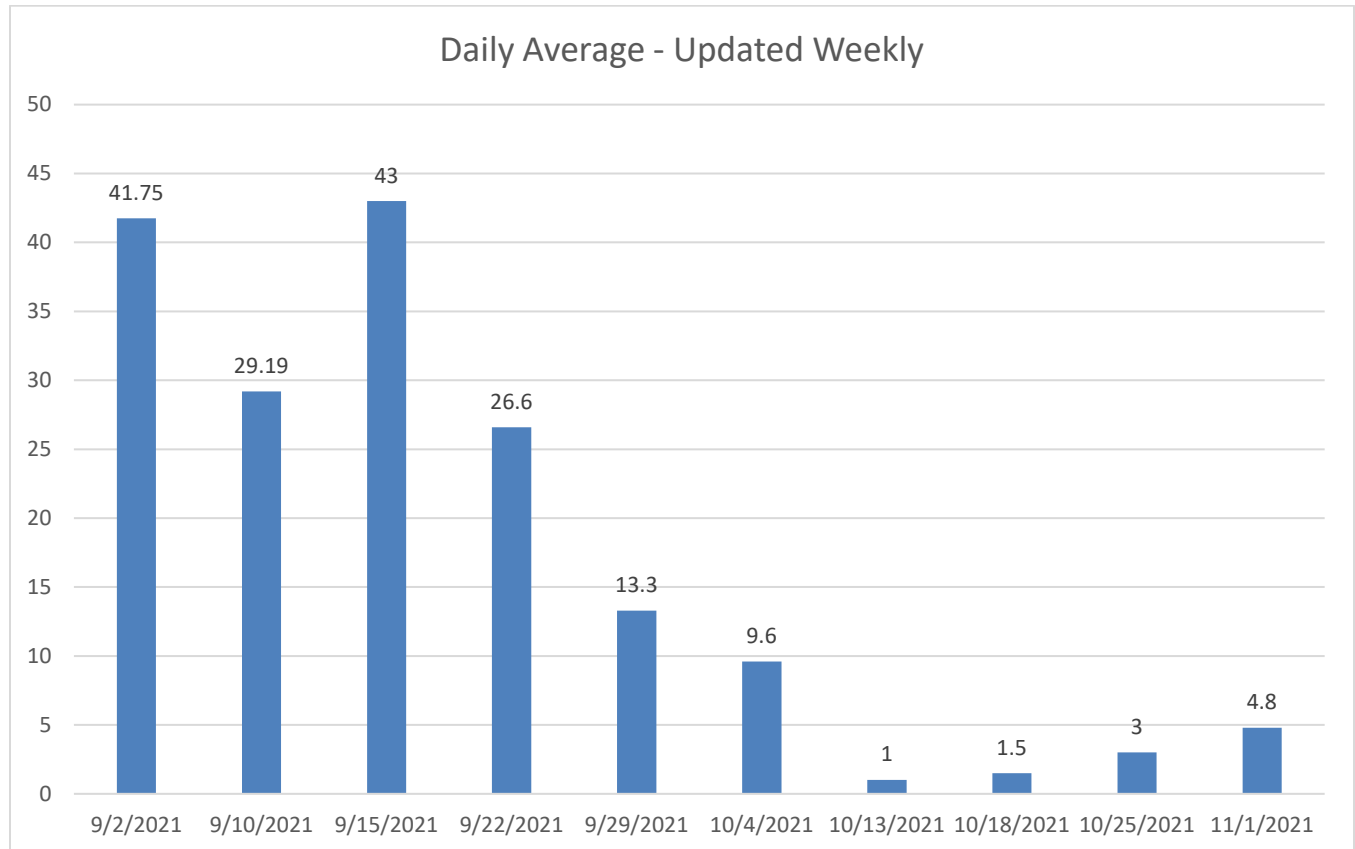
Active Cases

We have seen a steady decrease in numbers throughout the month. On October 1, 2021 San Marcos reported 286 cases, and only 95 active cases on 1 November 2021. This is the lowest number since July 2021. San Marcos' highest number of 881 cases was on January 19, 2021.



San Marcos Daily New Cases

Daily average has continued to drop since mid-September

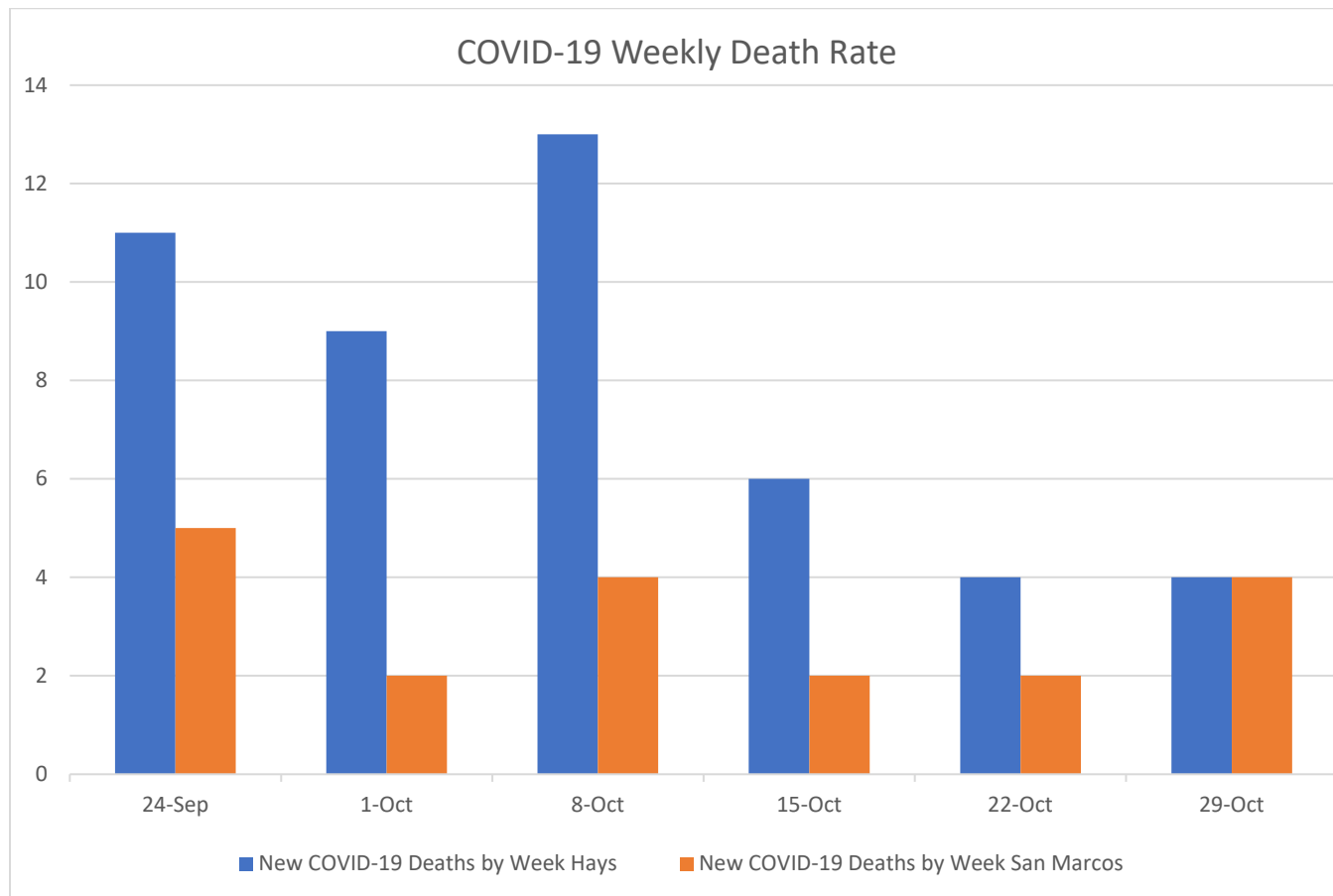


Unvaccinated vs Vaccinated Cases

Current Hospitalizations - 10	In ICU No Vent	In ICU with Vent	Non-ICU	Total
Unvaccinated	1	4	3	8
Vaccinated	1	1	0	2

COVID Weekly Fatality Rate

The weekly fatality rate related to COVID in Hays County for the week of 25 October was 4 deaths. All of these were San Marcos residents.



Summary:

We continue to see a decrease in cases. Hospitalizations have greatly decreased. The number of vaccines given is staying level. We do not see a great increase in those receiving the vaccine. As the numbers fall, we still need to maintain a ready posture in case we see another spike this winter. Continue to promote safe distance and washing of hands, etc. COSM should continue to encourage the public to get their vaccines, especially now as flu season approaches.