



# MEMO

**TO:** The Honorable Mayor and City Council  
Via Bert Lumbreras, City Manager  
**FROM:** Rob Fitch, Emergency Management Coordinator  
**DATE:** 10/14/2021  
**RE:** COVID-19 Update

---

## **Introduction:**

As directed by a majority of the Council during the April 20, 2021 meeting, this memo is intended to replace the information previously shared as a presentation item during regular Council meetings. Staff is available to answer questions related to this update via email, and case-related information can be accessed via the COVID-19 dashboard [HERE](#) at any time

This report is formatted to provide updated information on local vaccination efforts in addition to several metrics used to evaluate the current condition of the pandemic within our community including cumulative case summary, county level COVID-19 hospitalizations, active cases, daily new case, vaccinated vs unvaccinated, and weekly fatality rate.

## **County Vaccination Update:**

Vaccination efforts continue throughout Hays County due to the efforts of various public and private providers including the Hays County Health Department. As mentioned in a previous update, the Pfizer vaccine is available to all people age 12 and older.

According to the Department of State Health Services (DSHS):

- 266,994 doses of vaccine have been administered by Hays County providers.
- 81,601 doses have been administered in San Marcos
- 73.98 % of Hays County residents age 12 and older have received one dose
- 63.83% of residents 12+ have been fully vaccinated
- 89.36% of residents over the age of 65 have been fully vaccinated.
- 72.67% of Texas' eligible population have been vaccinated

The downward trend in active Covid cases appears to be continuing. Daily reported cases have seen a steady drop all of September and into October. The number of those vaccinated has slowly increased over the past month. Hays County has administered 266,994 doses of the vaccine, and San Marcos accounts for 81,601 doses administered.

The Hays County Health Department/Live Oak clinic at 401 Broadway continues to accept walk-in patients for the vaccine each weekday in the morning and again in the afternoon. For residents who prefer to receive the vaccine from a local pharmacy or medical provider, there are 11 local options listed on the [www.vaccines.gov](http://www.vaccines.gov) website, and the website provides visitors with information about whether or

not each location has doses in stock. Additional vaccination program information may still be found at [www.haysinformed.com](http://www.haysinformed.com).

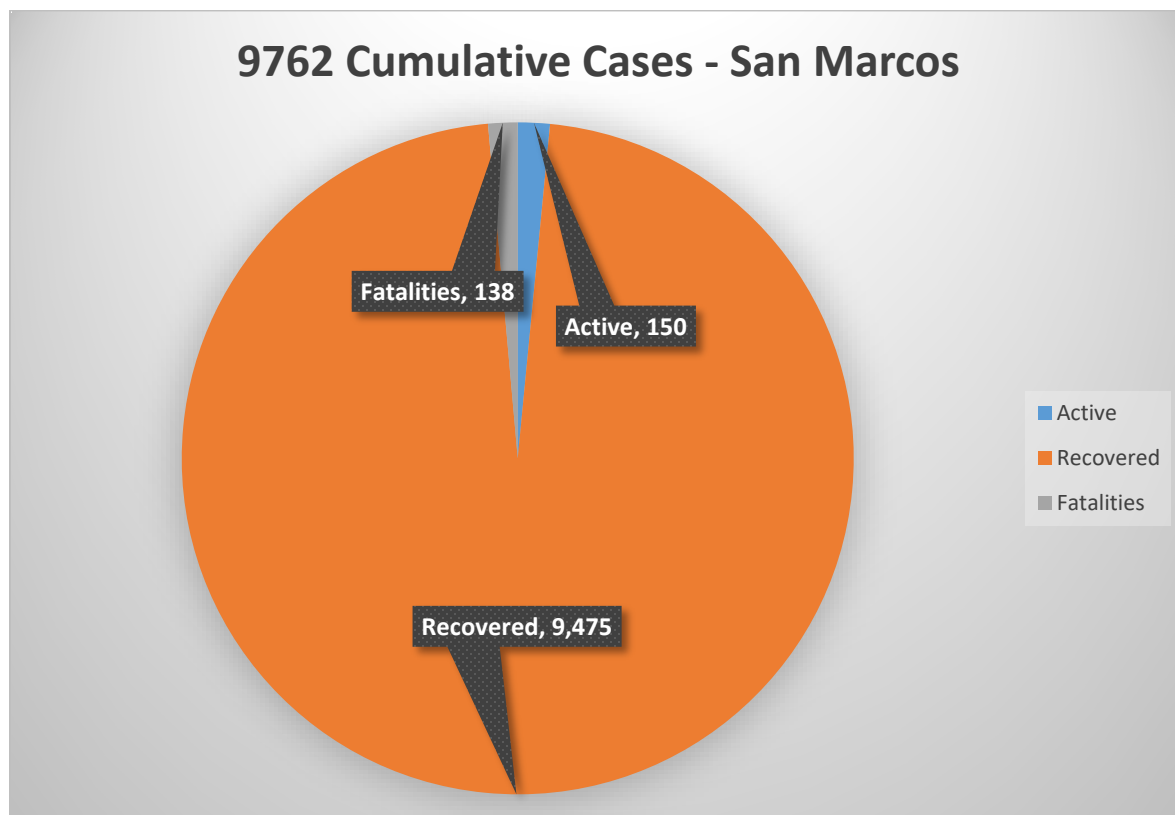
Hays County provided vaccine locations at many events this summer. The latest event, music in the park only drew One person to be vaccinated. The decline indicates that we have reached saturation on site vaccines at events. Vaccines will be available at the downtown concert events in October.

The City of San Marcos continues outreach programs to encourage citizens to get vaccinated and follow recommended safety protocols. We have developed a comprehensive written outreach plan. This document will be a living document that will be updated as the plan evolves.

### Case Metrics:

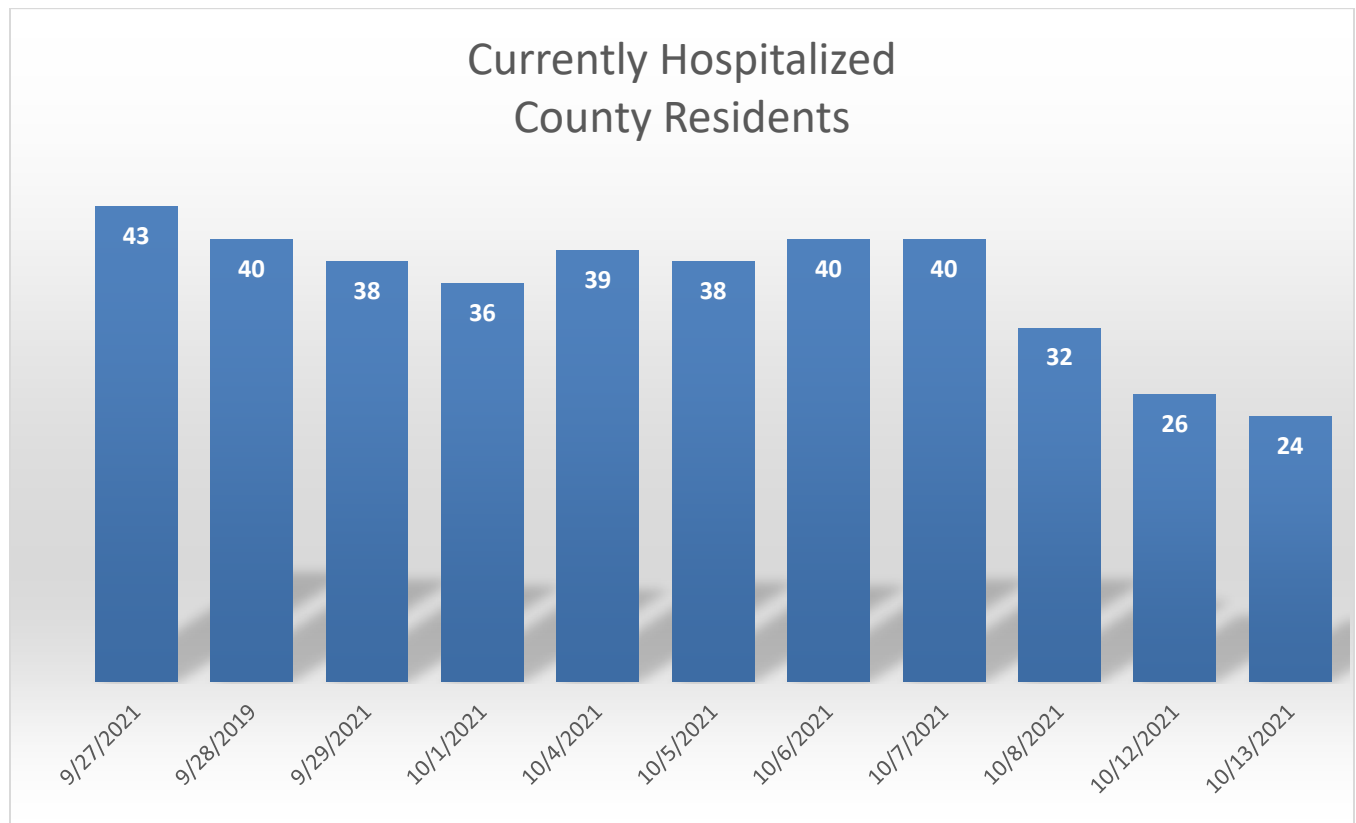
The following metric demonstrates the distribution of the total COVID-19 cases that have been recorded since March, 2020 of San Marcos residents.

- 9,762 cumulative cases
- Active cases 150
- Fatalities 138



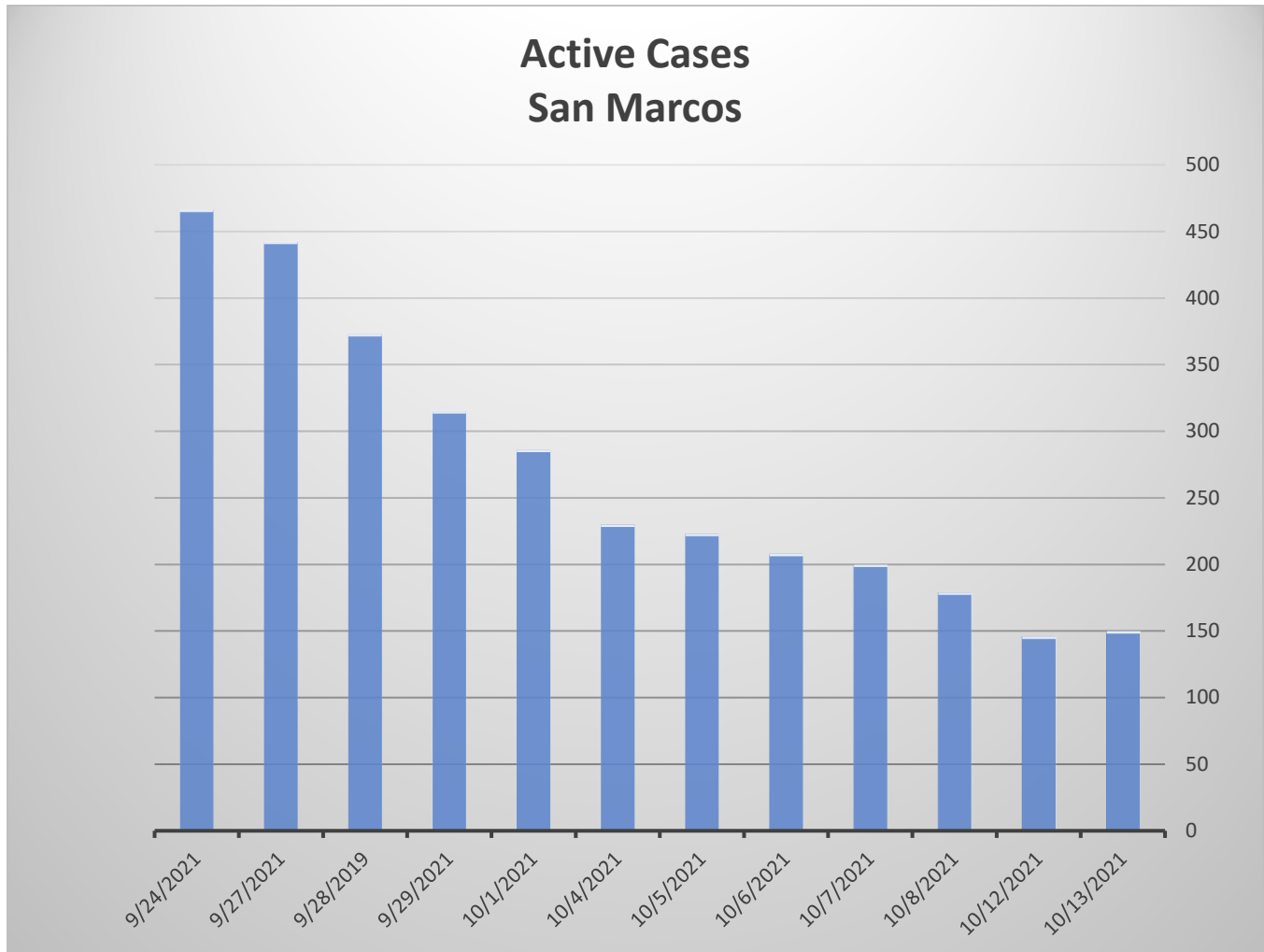
### Currently Hospitalized

The following graphic represents the total number of Hays County residents hospitalized for complications related to COVID-19 over the past month. Hays County averaged 44 residents hospitalized in the month of September. The County has seen a steady decrease in hospitalization, this trend has helped the hospitals return to an almost normal base.



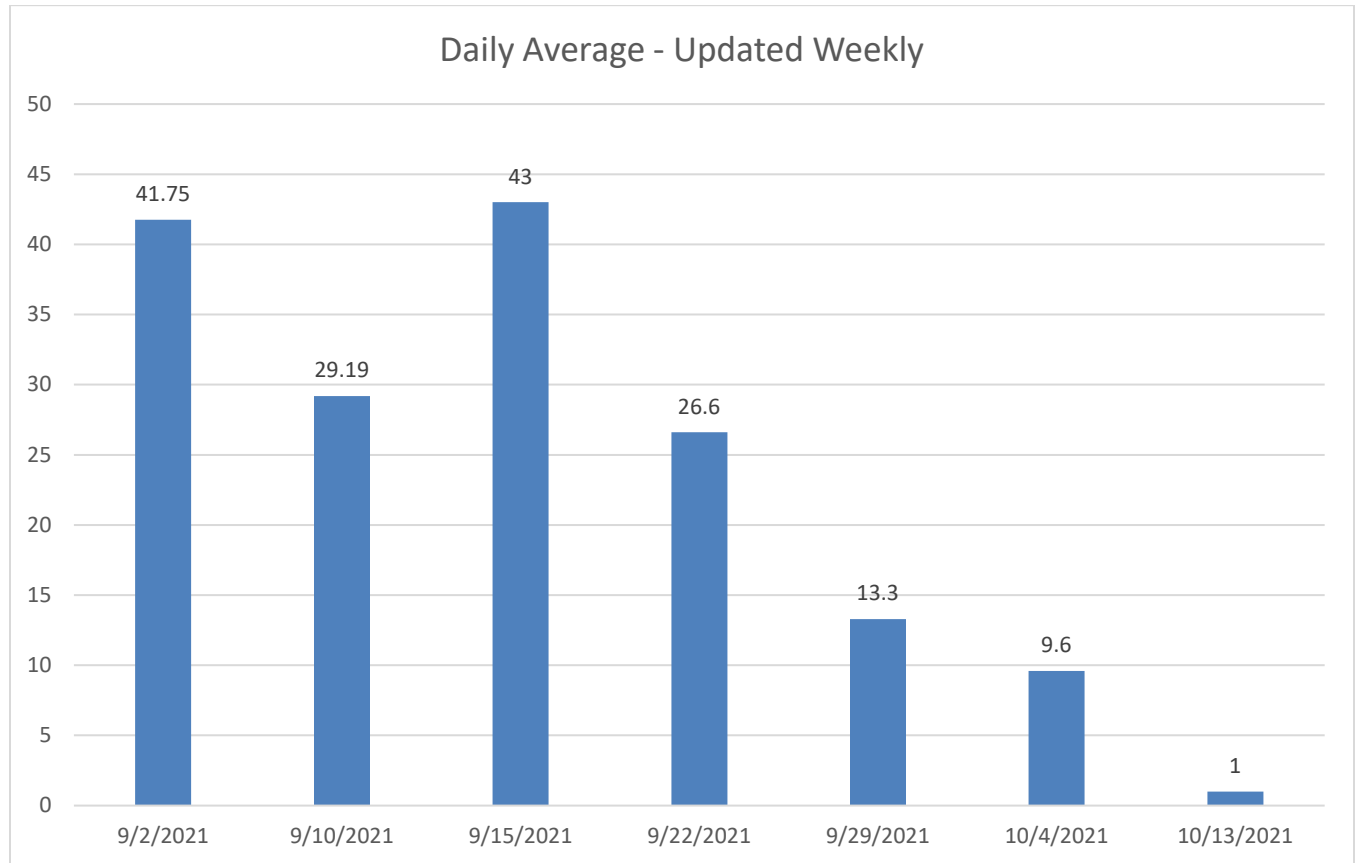
## Active Cases

The decreasing trend can be seen clearly in active cases for the month of September. On September 1, 2021 San Marcos reported 706 active cases, and only 150 on October 13, 2021. This is the lowest number since July 2021. San Marcos highest number of 881 cases was on January 19, 2021.



## San Marcos Daily New Cases

Rough Average – 32.5 new patients a day for the month of September. Large drop in patients as we move into October

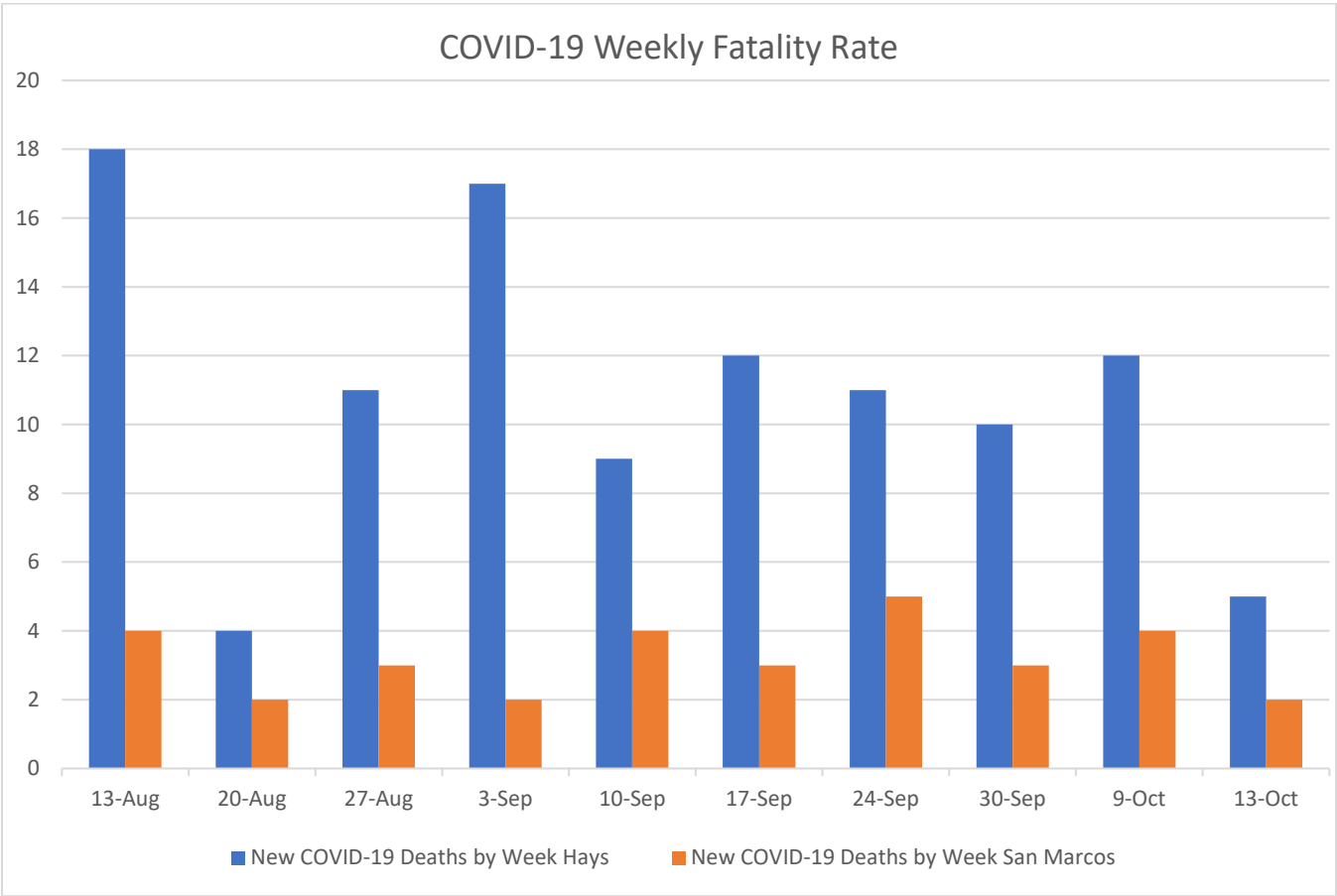


## Unvaccinated vs Vaccinated Cases

Current Hospitalizations - 38	In ICU No Vent	In ICU with Vent	Non-ICU	Total
Unvaccinated	6	9	8	23
Vaccinated	0	1	0	1

# COVID Weekly Fatality Rate

Weekly fatality rate related to COVID in Hays County and San Marcos



## Summary:

We are encouraged with the new data, San Marcos and Hays County are seeing a dramatic decrease in COVID cases. The data is following the previous path of COVID last year with Southern States seeing a decrease in numbers in the fall and winter months while the northern states are seeing an increase in cases. The steady decrease is good news for the hospital system, allowing them to get back to a “normal” workload. The break in numbers offers us an opportunity to reset. COSM will use this break to resupply and do a closer look and After-Action Report (AAR) on how we can prepare for a future pandemic. COSM should continue to encourage the public to get their vaccine. We continue to work with the Hays County Health Department and Office of Emergency Services to get as close as possible to 100% of our community vaccinated with the understanding that there will always be some residents who do not want to receive the vaccine.