



MEMO

TO: The Honorable Mayor and City Council
Via Bert Lumbreras, City Manager
FROM: Rob Fitch, Emergency Management Coordinator
DATE: 9/15/2021
RE: COVID-19 Update

Introduction:

As directed by a majority of the Council during the April 20, 2021 meeting, this memo is intended to replace the information previously shared as a presentation item during regular Council meetings. Staff is available to answer questions related to this update via email, and case-related information can be accessed via the COVID-19 dashboard [HERE](#) at any time

This report is formatted to provide updated information on local vaccination efforts in addition to several metrics used to evaluate the current condition of the pandemic within our community including cumulative case summary, county level COVID-19 hospitalizations, active cases, daily new case, vaccinated vs unvaccinated, and weekly fatality rate.

County Vaccination Update:

Vaccination efforts continue throughout Hays County due to the efforts of various public and private providers including the Hays County Health Department. As mentioned in a previous update, the Pfizer vaccine is available to all people age 12 and older.

According to the Department of State Health Services (DSHS):

- 250,073 doses of vaccine have been administered by Hays County providers.
- 77,757 doses have been administered to residents using the 2 San Marcos zip codes.
- 72.10% of Hays County residents age 12 and older have received one dose
- 61.18% 12+ have been fully vaccinated
- 87.78% of residents over the age of 65 have been fully vaccinated.
- State average is 70.48%

Vaccinated availability has continued to improve since the last update. In San Marcos the Hays County Health Department/Live Oak clinic at 401 Broadway continues to accept walk-in patients for the vaccine each weekday in the morning and again in the afternoon. For residents who prefer to receive the vaccine from a local pharmacy or medical provider, there are 11 local options listed on the www.vaccines.gov website, and the website provides visitors with information about whether or not each location has doses in stock. Additional vaccination program information may still be found at www.haysinformed.com.

The San Marcos Fire Department continues to work with the Hays County Health Department providing vaccines at Summer in the Park events. Free vaccine sites will be available for the up coming Mermaid

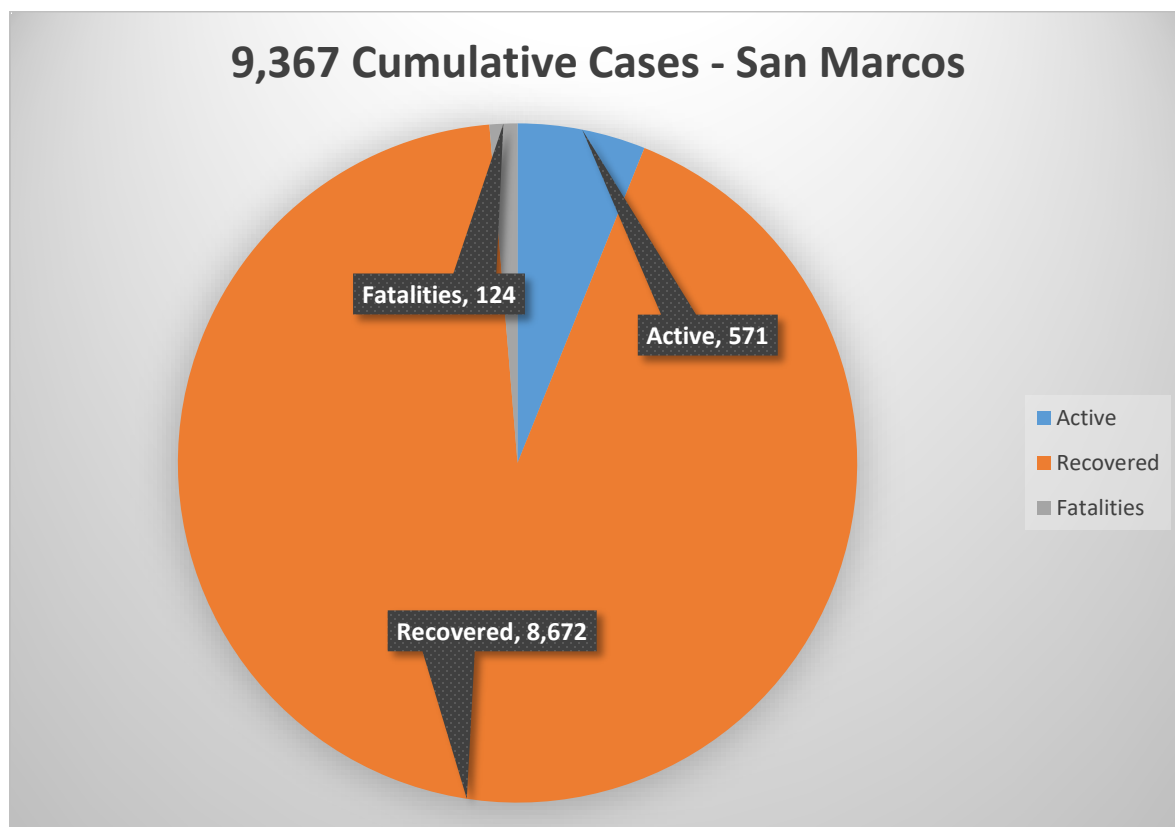
Parade and possible other events planned for this fall including a “Drive Thru” vaccine day at FD Station 5 Thursday, Sept 23 2021 from 7am-9am and 3pm to 5:30pm.

The City of San Marcos continues outreach programs to encourage citizens to get vaccinated and follow recommended safety protocols. We have developed a comprehensive written outreach plan. This document will be a living document that will be updated as the plan evolves.

Case Metrics:

The following metric demonstrates the distribution of the total COVID-19 cases that have been recorded since March, 2020 of San Marcos residents.

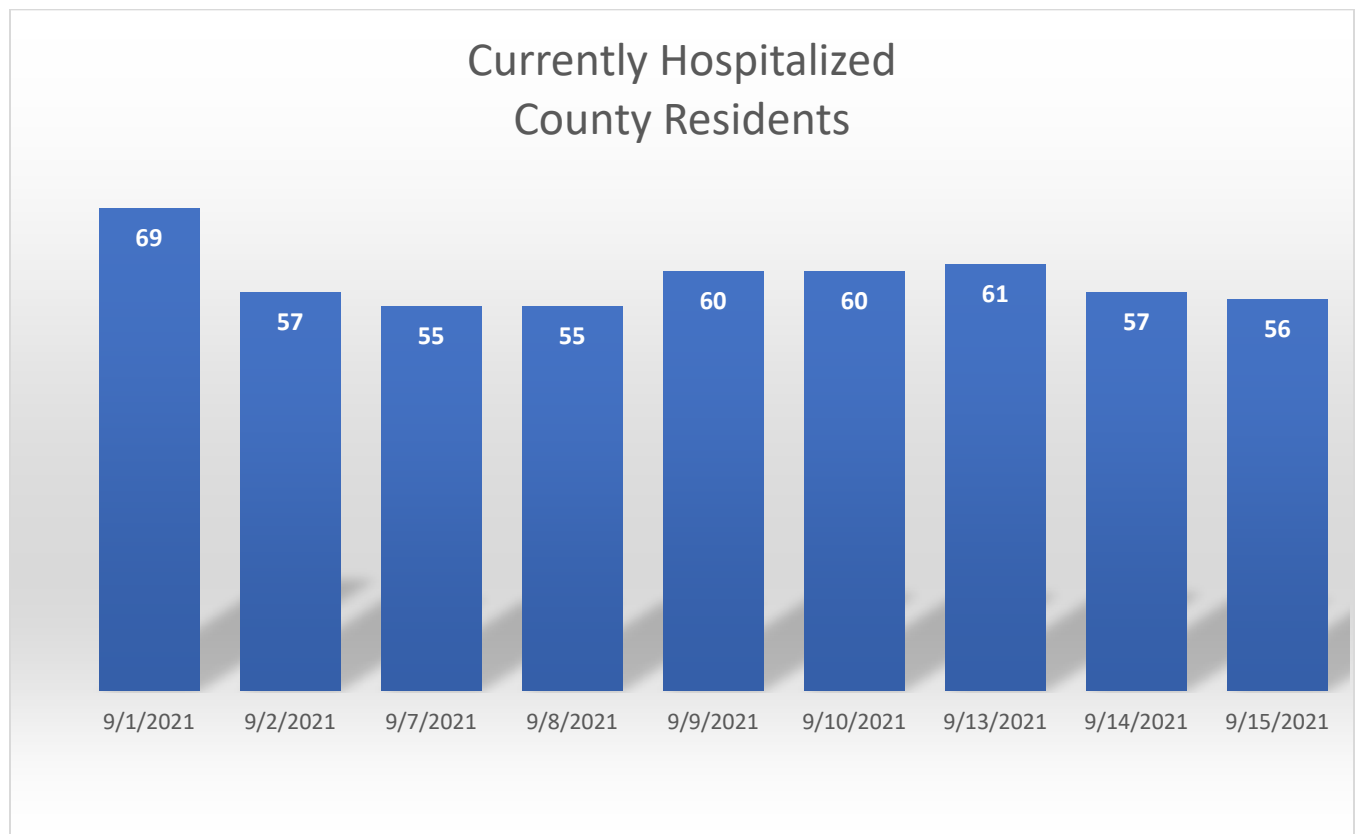
- 9,367 cumulative cases
- Active cases 571
- Fatalities 124



Currently Hospitalized

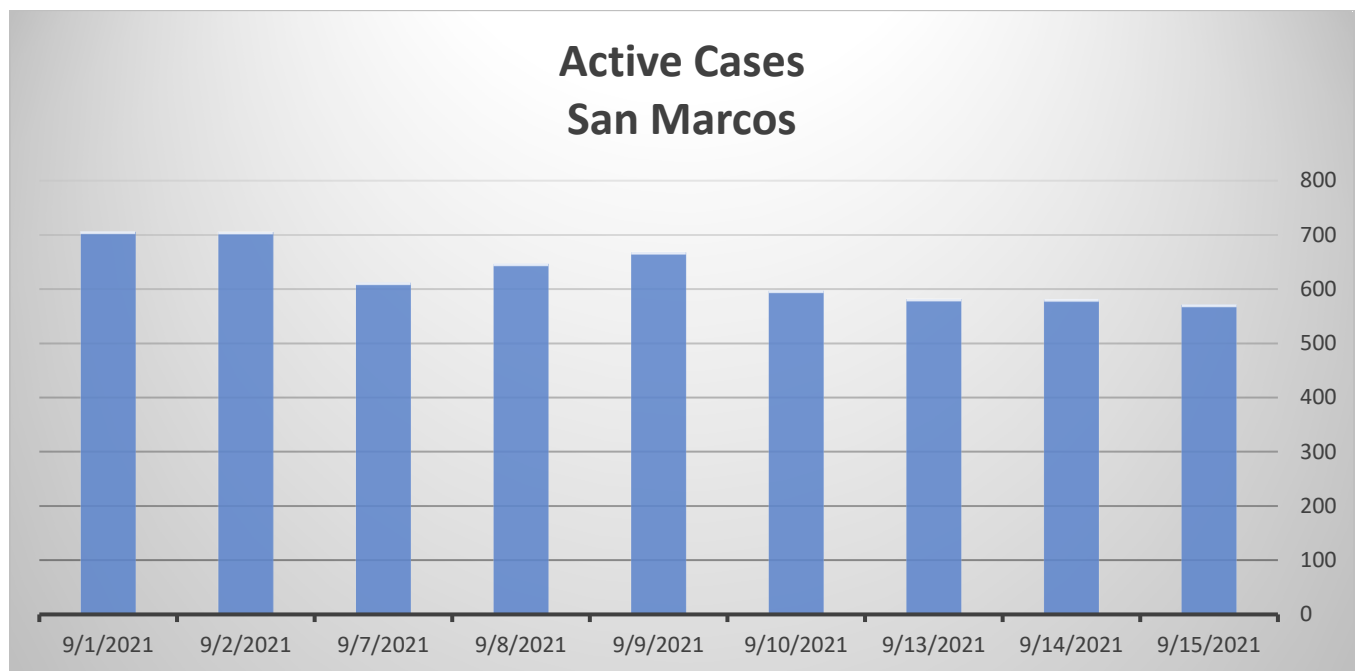
The following graphic represents the total number of Hays County residents hospitalized for complications related to COVID-19 over the past month. As of September 15, 2021, there were 56 Hays County residents hospitalized. With the Delta variant we have seen an increase in numbers over the past month. Hospitalizations had a sharp increase in late July and have remained high.

The Monthly average is 59 hospitalizations. The greatest increase in hospitalizations is those who are not vaccinated.



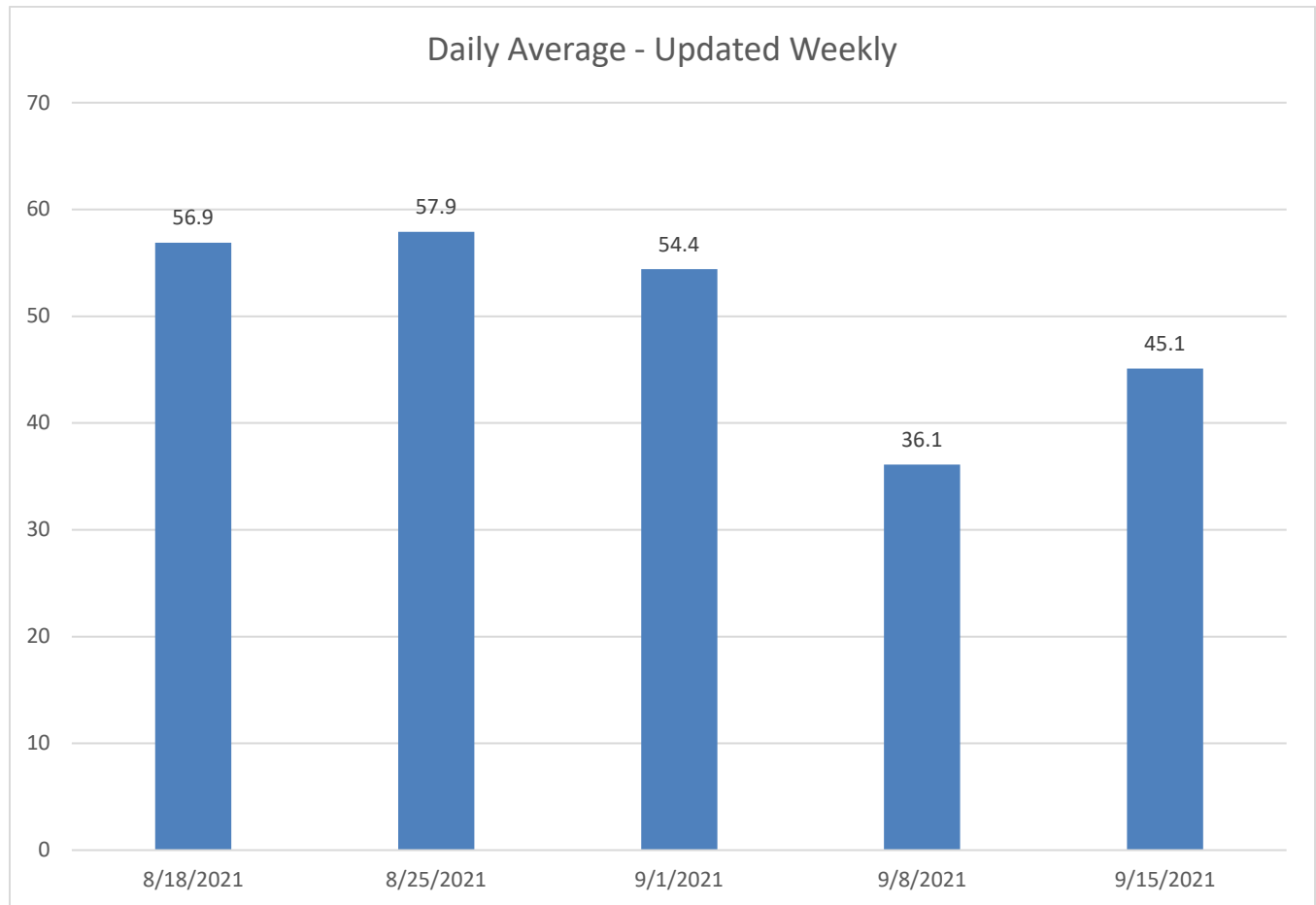
Active Cases

The following graphic depicts the number of active cases for each reported day over the past month. For the past few weeks, this metric has also been trending slightly downward, we had a peak of 811 active cases in San Marcos as of August 25th. San Marcos highest number of 881 cases was on January 19th.



San Marcos Daily New Cases

For the past several weeks prior to this update, San Marcos has averaged more than 50 new cases per day when running weekly 7-day averages. For the most recent two weeks, we are trending below 50 new cases per day.

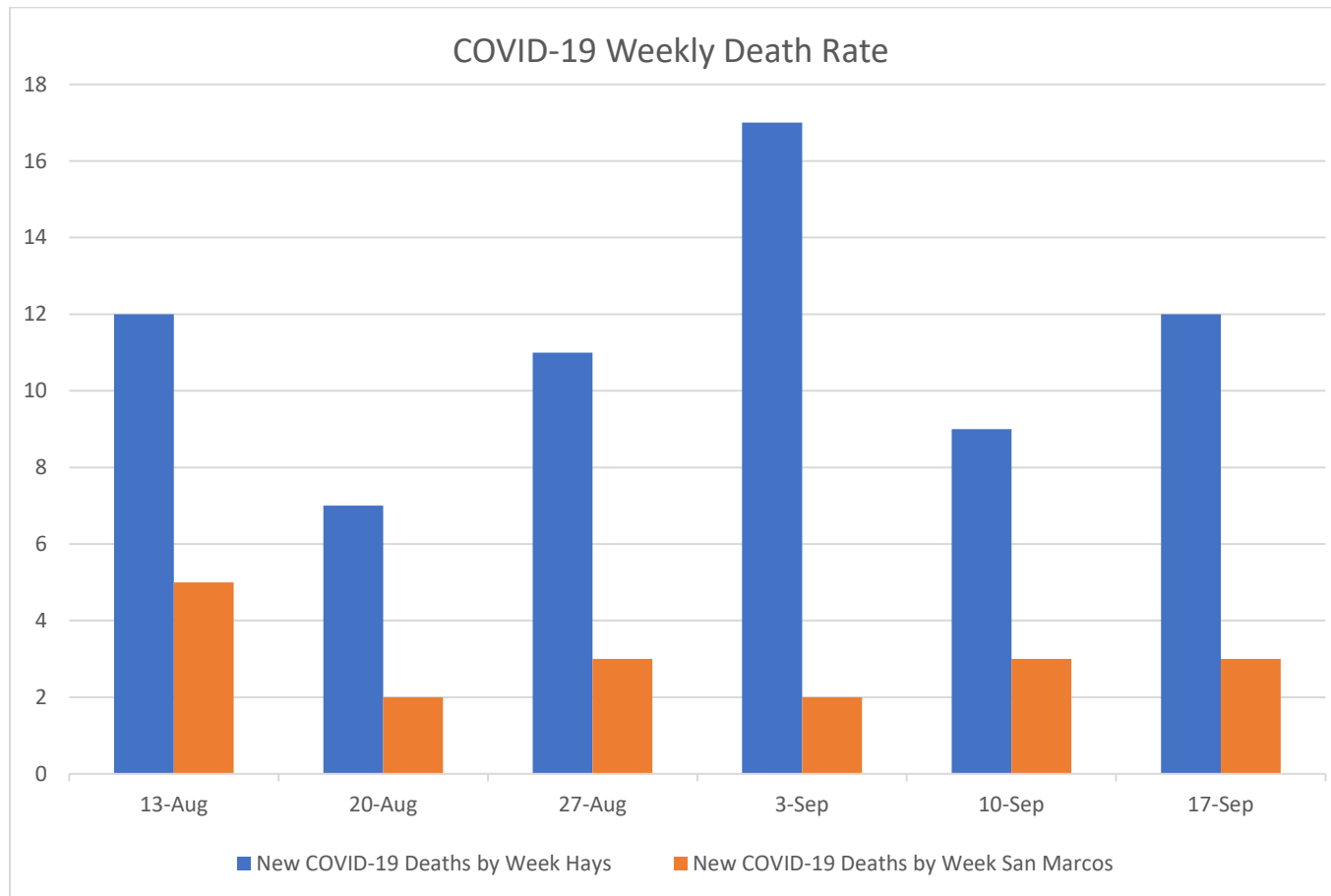


Unvaccinated vs Vaccinated Cases

Current Hospitalizations - 56	In ICU No Vent	In ICU with Vent	Non-ICU	Total
Unvaccinated	14	16	23	53
Vaccinated	1	1	1	3

COVID Weekly Fatality Rate

Weekly fatality rate related to COVID in Hays County and San Marcos



Summary:

In conclusion, COVID cases have seem to have peaked. The numbers remain high, which is continuing to put a large strain on Hospitals and their staff. The fatality rate remains low at less than 2%. With vaccines readily available the most notable change is the number of those hospitalized that were not vaccinated vs those who have been vaccinated. This number clearly shows that to reduce the risk contacting COVID and/or hospitalization is to be vaccinated. We have not seen a spike in cases with the return of students to Texas University, however with more highly attended events on the University (football) we should be prepared for a possible increase in cases. We continue to work with the Hays County Health Department and Office of Emergency Services to get as close as possible to 100% of our community vaccinated with the understanding that there will always be some residents who do not want to receive the vaccine. The City of San Marcos also has a very active community outreach program helping us inform our citizens how to remain safe and healthy in this pandemic.

