

# TSU School Based Law Enforcement Study

San Marcos High School

Spring 2018 Results

## Summary of Survey Results

In Spring 2018, San Marcos High School, along with 24 other schools in Comal ISD, Dripping Springs ISD, Hays CISD, Lockhart ISD, San Marcos CISD, and Wimberly ISD, participated in the School Climate and Safety Survey. The survey is part of a larger study that will assess the impact of a research-based framework for school-based law enforcement. The study will track the school experiences of a cohort of students who entered 6th, 9th, and 10th grades during the 2017-2018 school year. As part of this study, the School Climate and Safety Survey will be conducted in the spring of each year through 2020. For more information on the study, please contact Brenda Scheuermann, [brenda@txstate.edu](mailto:brenda@txstate.edu).

Below is a summary of the results of the survey conducted at your school in Spring 2018. There were 544 students from your school who responded to the survey. A breakdown of student demographic information from the survey is presented in Appendix A (page 3) of this report.

**BULLYING AND VICTIMIZATION:** Students were asked to respond to twelve survey items regarding the frequency of their experiences with bullying and harassment at school, including six items regarding types of bullying and harassment and six survey items regarding reasons for bullying and harassment. Students responded according to a five-point scale, with 4 representing "0 times" and 0 representing "4 or more times". The average response on this scale for San Marcos High School is **3.33**, which is **0.3%** higher than the average score (**3.32**) for the overall study sample.

**DELINQUENCY:** Students were asked to respond to seven survey items regarding the frequency of their experiences and observations of violence, property damage, and illegal activity on school property. Students responded according to a five-point scale, with 4 representing "0 times" and 0 representing "4 or more times". The average response on this scale for San Marcos High School is **3.66**, which is **0.8%** lower than the average score (**3.69**) for the overall study sample.

**CARING ADULT-STUDENT RELATIONSHIPS:** Students were asked to respond to six survey items regarding the presence of students' relationships with teachers and other caring adults at school. Students responded according to a four-point scale, with 0 representing "Not at all true" and 4 representing "Very true". The average response on this scale for San Marcos High School is **3.05**, which is **0.3%** higher than the average score (**3.04**) for the overall study sample.

**RULE CLARITY:** Students were asked to respond to three survey items regarding their perceptions about the clarity of school rules. Students responded according to a four-point scale, with 0 representing "Strongly disagree" and 4 representing "Strongly agree". The average response on this scale for San Marcos High School is **2.76**, which is **1.0%** lower than the average score (**2.79**) for the overall study sample.

**SCHOOL BONDING:** Students were asked to respond to eight survey items regarding their perceptions of belonging and inclusion at school. Students responded according to a five-point scale, with 0 representing "Not at all true" and 5 representing "Completely true". The average response on this scale for San Marcos High School is **3.30**, which is **3.7%** lower than the average score (**3.43**) for the overall study sample.

**CONNECTEDNESS AND SAFETY:** Students were asked to respond to six survey items regarding their perceptions of connectedness and safety at school. Students responded to five of the survey items according to a five-point scale, with 0 representing "Strongly disagree" and 5 representing "Strongly agree". The sixth survey item used a different five-point scale, with 0 representing "Very unsafe" and 5 representing "Very safe". The average response on these scales for San Marcos High School is **3.24**, which is **7.1%** lower than the average score (**3.49**) for the overall study sample.

# TSU School Based Law Enforcement Study

San Marcos High School  
Spring 2018 Results

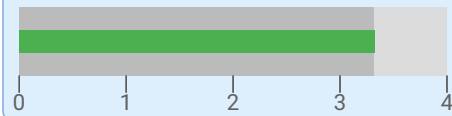
## Survey Results

A description of each scale measured in the survey is provided below. For a list of the individual items in each scale, please see Appendix B (pages 4 & 5).

### Bullying and Victimization

A school with no bullying and victimization would be expected to have an average student response of 4. A school with the highest levels of bullying and victimization would be expected to have an average student response of 0.

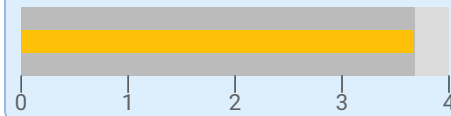
The overall mean for the study sample, as represented by the dark grey shading, is **3.32**. Your school's average, as represented by the green bar, is **3.33**.



### Delinquency

A school with no delinquency would be expected to have an average student response of 4. A school with the highest levels of delinquency would be expected to have an average student response of 0.


The overall mean for the study sample, as represented by the dark grey shading, is **3.69**. Your school's average, as represented by the yellow bar, is **3.66**.



### Caring Adult-Student Relationships

A school with no caring adult-student relationships would be expected to have an average student response of 0. A school with the highest levels of caring adult-student relationships would be expected to have an average student response of 4.

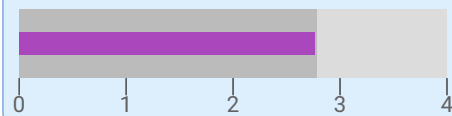
The overall mean for the study sample, as represented by the dark grey shading, is **3.04**. Your school's average, as represented by the blue bar, is **3.05**.



### Rule Clarity

A school with no rule clarity would be expected to have an average student response of 0. A school with the highest levels of rule clarity would be expected to have an average student response of 4.

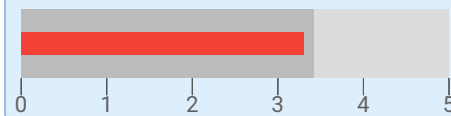
The overall mean for the study sample, as represented by the dark grey shading, is **2.79**. Your school's average, as represented by the purple bar, is **2.76**.



### School Bonding

A school with no school bonding would be expected to have an average student response of 0. A school with the highest levels of school bonding would be expected to have an average student response of 5.

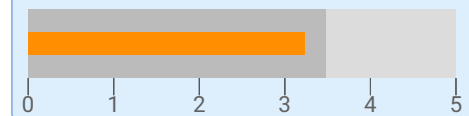
The overall mean for the study sample, as represented by the dark grey shading, is **3.43**. Your school's average, as represented by the red bar, is **3.30**.



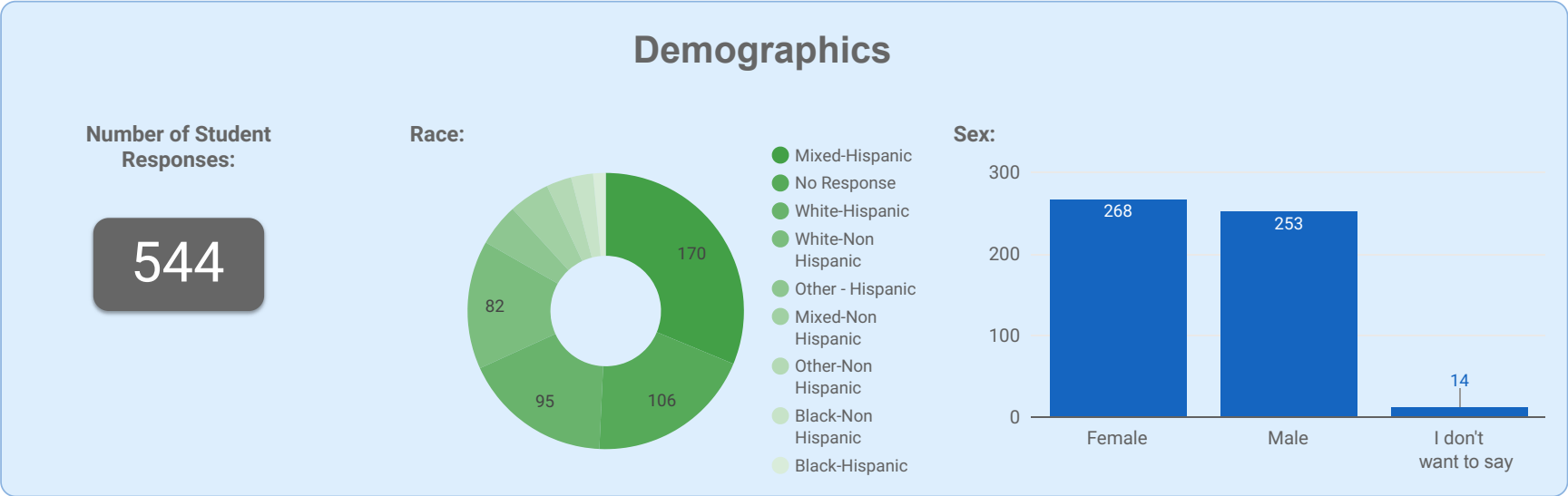
### Connectedness and Safety

A school with the lowest levels of connectedness and safety would be expected to have an average student response of 0. A school with the highest levels of connectedness and safety would be expected to have an average student response of 5.

The overall mean for the study sample, as represented by the dark grey shading, is **3.49**. Your school's average, as represented by the orange bar, is **3.24**.



Appendix A: Student Demographics



The number of respondents on a given survey item may vary from the overall sample due to missing data on the survey

## Appendix B: Scale Items

### Bullying and Victimization

**During the past 12 months, how many times on school property have you...** (*Answer choices: 0 Times/1 Time/2 Times/3 Times/4 or More Times*)

- ...been pushed, shoved, or slapped.
- ...been afraid of being beat up.
- ...had mean rumors or lies spread about you.
- ...had sexual jokes, comments, or gestures made to you.
- ...been made fun of because of your looks or the way you talk.
- ...had your property stolen or deliberately damaged.

**During the past 12 months, how many times on school property have you been harassed or bullied for any of the following reasons?**  
(*Answer choices: 0 Times/1 Time/2 Times/3 Times/4 or More Times*)

- Your gender (being male or female)
- Your race, ethnicity, or national origin
- Your religion
- Because you are gay or lesbian or someone thought you were
- A physical or mental disability
- Any other reason

### Delinquency

**In the past 12 months on school property, have you...** (*Answer choices: 0 Times/1 Time/2 Times/3 Times/4 or More Times*)

- ...been in a physical fight.
- ...been offered, sold, or given illegal drugs.
- ...damaged school property on purpose.
- ...carried a gun.
- ...carried any other weapon.
- ...been threatened or injured with a weapon.
- ...seen someone carrying a gun, knife, or other weapon.

### Caring Adult-Student Relationships

**At my school, there is a teacher or some other adult who...** (*Answer choices: Not at all True/A Little True/Pretty Much True/Very True*)

- ...really cares about me.
- ...tells me when I do a good job.
- ...notices when I am not there.
- ...always wants me to do my best.
- ...listens to me when I have something to say.
- ...believes I will be a success.

## Appendix B: Scale Items (cont.)

### Rule Clarity

How strongly do you disagree or agree with the following statements about the rules at your school?

(Answer choices: *Strongly Disagree/Disagree/Agree/Strongly Agree*)

- Rules in this school are made clear to students.
- This school makes it clear how students are supposed to act.
- This school clearly informs students what would happen if they break school rules.

### School Bonding

How true are the following statements about the bonding at your school?

(Answer choices: *Not at All True/ A Little True /Somewhat True/ Mostly True/ Completely True* )

- People here notice when I'm good at something.
- It is hard for people like me to be accepted here.
- Other students in this school take my opinions seriously.
- Sometimes I don't feel as if I belong here.
- I am included in lots of activities at this school.
- I can really be myself at this school.
- I wish I were in a different school.
- Other students here like me the way I am.

### Connectedness and Safety

How strongly do you disagree or agree with the following statements about your school?

(Answer choices: *Strongly Disagree/ Disagree/ Neither Agree Nor Disagree/ Agree/Strongly Agree*)

- I feel close to people at this school.
- I am happy to be at this school.
- I feel like I am part of this school.
- The teachers at my school treat students fairly.
- I feel safe in my school.

How safe do you feel when you are at school?

(Answer choices: *Very Safe/ Safe/ Neither Safe Nor Unsafe/ Unsafe/ Very Unsafe*)